



GENEVA, IL

[Click to view full report.](#)

CITY INFO

Population: **24,416**

Male
50%

Female
50%

Married
68%

Single
32%

City rating

This rating is a weighted average of commute time, crime rate, population, median salary, and more.



Overall value

This score adds annual household income and cost of living to the city rating.



Density (Population per mile²)

Compared to New York, Geneva has a very low population density. Geneva is perfect for those who like a quiet city.

2,904
GENEVA

27,441
NEW YORK

RESIDENCE

Air quality



Weather



Condition

49°F average temperature



21 years

Median home age

\$300,460

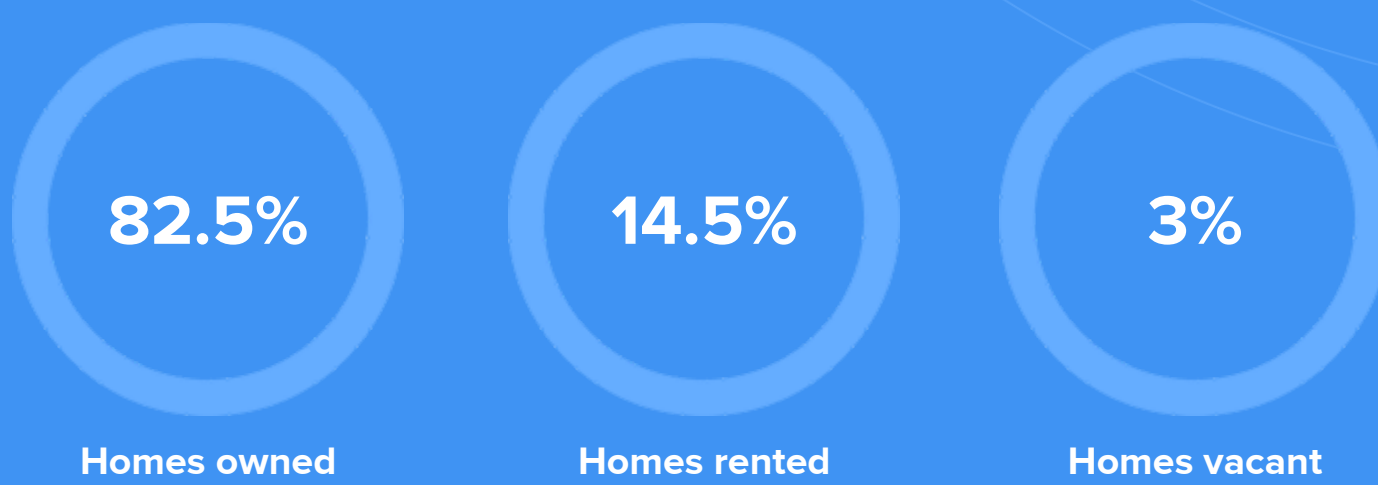
Median home price

-9.88%

Median home age

19.77%

Annual property tax



COMMUNITY

Religious diversity


50.9% Other

34.8% Catholic

6.2% Lutheran

5.6% Other Christian

2.6% Methodist




Crime rate
(per 100,000)




2

Average age



34

Political majority



Democrat

LOCALE

Unemployment

10%

Occupation

25% Management, business, Art & Sciences

27.7% Sales & Office Occupations

8.8% Service Occupation

6.6% Production, transportation & Material Moving

4.3% Natural Resources, Construction & Maintenance

Education

Student teacher ratio **1:17**



96%

High school diploma

7%

Some college or associates degree

34%

Bachelors degree

20%

Graduate or professional degree

TRANSIT

Average commute time Daily breakdown: by transport type

