



GENOA, IL

[Click to view full report.](#)

CITY INFO

Population: **4,655**

Male **50%**

Female **50%**

Married **65%**

Single **35%**

City rating

This rating is a weighted average of commute time, crime rate, population, median salary, and more.



Overall value

This score adds annual household income and cost of living to the city rating.



Density (Population per mile²)

Compared to New York, Genoa has a very low population density. Genoa is perfect for those who like a quiet city.

2,433

GENOA

27,441

NEW YORK

RESIDENCE

Air quality



Weather



Condition

49°F average temperature



39 years

Median home age

\$137,810

Median home price

-23.09%

Median home age

21.01%

Annual property tax

70.4%

Homes owned

27%

Homes rented

2.6%

Homes vacant

COMMUNITY

Religious diversity


60.7% Other

19.9% Catholic

8.6% Lutheran

6.3% Other Christian

4.5% Methodist




Crime rate
(per 100,000)




2

Average age



31

Political majority



Democrat

LOCALE

Unemployment

10%

Occupation

8.9% Management, business, Art & Sciences

20.7% Sales & Office Occupations

12.3% Service Occupation

23.9% Production, transportation & Material Moving

17% Natural Resources, Construction & Maintenance

Education

Student teacher ratio **1:16**



79%

High school diploma

8%

Some college or associates degree

9%

Bachelors degree

2%

Graduate or professional degree

TRANSIT

Average commute time Daily breakdown: by transport type

29

Min

Boston Average

26

Min

National Average

0%



Public Transportation

84%



Car

9%



Carpool

3%



Work at Home