



# GETTYSBURG, PA

[Click to view full report.](#)

## CITY INFO

Population: **8,280**

**Male**  
48%

**Female**  
52%

**Married**  
40%

**Single**  
60%

### City rating

This rating is a weighted average of commute time, crime rate, population, median salary, and more.



### Overall value

This score adds annual household income and cost of living to the city rating.



### Density (Population per mile<sup>2</sup>)

Compared to New York, Gettysburg has a low population density. Gettysburg is perfect for those who want to be in the city without constantly rubbing shoulders.

**5,043**  
GETTYSBURG

**27,441**  
NEW YORK

## RESIDENCE

### Air quality



### Weather



### Condition

**54°F** average temperature

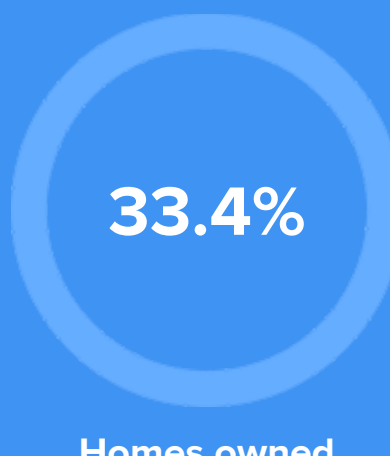


**65 years**  
Median home age

**\$176,910**  
Median home price

**-1.8%**  
Home appreciation rate


**13.33%**  
Annual property tax



## COMMUNITY

### Religious diversity

- 55.6%** Other
- 21.5%** Catholic
- 10.4%** Lutheran
- 8.8%** Other Christian
- 3.7%** Pentecostal




**Crime rate**  
(per 100,000)




**5**

**Average age**



**26**

**Political majority**



**Republican**

## LOCALE

### Unemployment



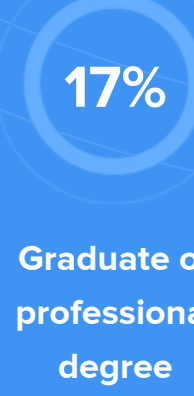


### Education

Student teacher ratio **1:14**



### Occupation

- 10.1%** Management, business, Art & Sciences
- 24.5%** Sales & Office Occupations
- 21.9%** Service Occupation
- 12.3%** Production, transportation & Material Moving
- 6.9%** Natural Resources, Construction & Maintenance



## TRANSIT

### Average commute time Daily breakdown: by transport type

