



GILLETTE, WY

[Click to view full report.](#)

CITY INFO

Population: 24,769

City rating

Overall value

Male 51%

Female 49%

Married 60%

Single 40%

This rating is a weighted average of commute time, crime rate, population, median salary, and more.

10/10

This score adds annual household income and cost of living to the city rating.

9/10

Density (Population per mile²)

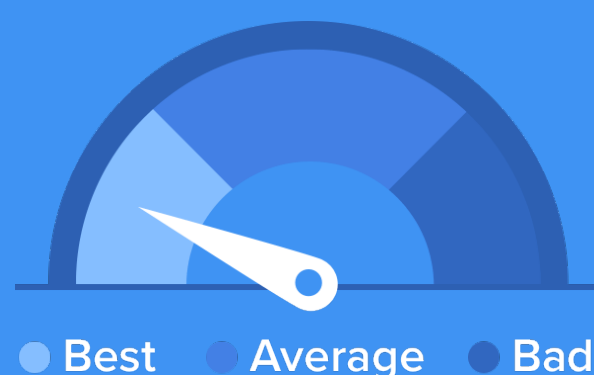
Compared to New York, Gillette has a very low population density. Gillette is perfect for those who like a quiet city.

1,853
GILLETTE

27,441
NEW YORK

RESIDENCE

Air quality



Weather



Condition

49°F average temperature



26 years

Median home age

\$128,300

Median home price

-1.28%

Home appreciation rate

5.84%

Annual property tax

63.7%

Homes owned

32.9%

Homes rented

3.4%

Homes vacant

COMMUNITY

Religious diversity

62.8% Other

18.5% Catholic

6.6% Methodist

6.2% Lutheran

6% Baptist




Crime rate
(per 100,000)




3

Average age



33

Political majority



Republican

LOCALE

Unemployment

6%

Occupation

9.4% Management, business, Art & Sciences

22.3% Sales & Office Occupations

14.5% Service Occupation

15.5% Production, transportation & Material Moving

22.1% Natural Resources, Construction & Maintenance

Education

Student teacher ratio 1:14



90%

High school diploma

8%

Some college or associates degree

13%

Bachelors degree

5%

Graduate or professional degree

TRANSIT

Average commute time Daily breakdown: by transport type

20
Min

Boston Average

26
Min

National Average

3%



Public Transportation

78%



Car

15%



Carpool

2%



Work at Home