



GOLETA, CA

[Click to view full report.](#)

CITY INFO

Population: **56,344**

Male **50%**

Female **50%**

Married **56%**

Single **44%**

City rating

This rating is a weighted average of commute time, crime rate, population, median salary, and more.



Overall value

This score adds annual household income and cost of living to the city rating.



Density (Population per mile²)

Compared to New York, Goleta has a very low population density. Goleta is perfect for those who like a quiet city.

2,146

GOLETA

27,441

NEW YORK

RESIDENCE

Air quality



Weather



Condition

57°F average temperature



39 years

Median home age

\$591,230

Median home price

-11.79%

Median home age

5.62%

Annual property tax

67.1%

Homes owned

29.8%

Homes rented

3.1%

Homes vacant

COMMUNITY

Religious diversity


51.7% Other

42.1% Catholic

2.8% Other Christian

1.9% Pentecostal

1.6% Baptist




Crime rate
(per 100,000)




3

Average age



39

Political majority



Democrat

LOCALE

Unemployment

9%

Occupation

15.8% Management, business, Art & Sciences

24.1% Sales & Office Occupations

13.1% Service Occupation

9% Production, transportation & Material Moving

7.4% Natural Resources, Construction & Maintenance

Education

Student teacher ratio **1:18**



88%

High school diploma

8%

Some college or associates degree

23%

Bachelors degree

16%

Graduate or professional degree

TRANSIT

Average commute time Daily breakdown: by transport type

18

Min

Boston Average

26

Min

National Average

3%



Public Transportation

75%



Car

12%



Carpool

5%



Work at Home