



# GRANTSVILLE, UT

[Click to view full report.](#)

## CITY INFO

**Population:** 8,687

**Male**  
50%

**Female**  
50%

**Married**  
64%

**Single**  
36%

### City rating

This rating is a weighted average of commute time, crime rate, population, median salary, and more.



### Overall value

This score adds annual household income and cost of living to the city rating.



### Density (Population per mile<sup>2</sup>)

Compared to New York, Grantsville has a very low population density. Grantsville is perfect for those who like a quiet city.

**488**  
GRANTSVILLE

**27,441**  
NEW YORK

## RESIDENCE

### Air quality



### Weather



### Condition

54°F average temperature

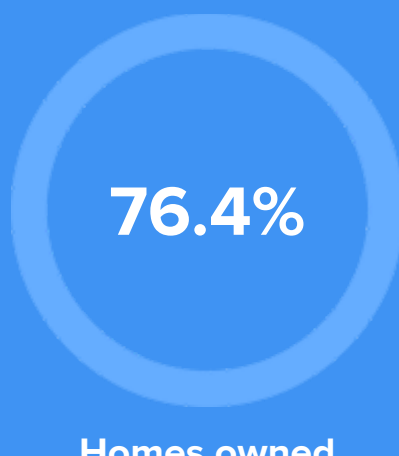


**17 years**  
Median home age

**\$198,100**  
Median home price

**-4.54%**  
Home appreciation rate


**6.03%**  
Annual property tax



## COMMUNITY

### Religious diversity

- 62.3% Mormon
- 23.6% Other
- 13.1% Catholic
- 0.6% Baptist
- 0.4% Lutheran




**Crime rate**  
(per 100,000)




**1**

**Average age**



**28**

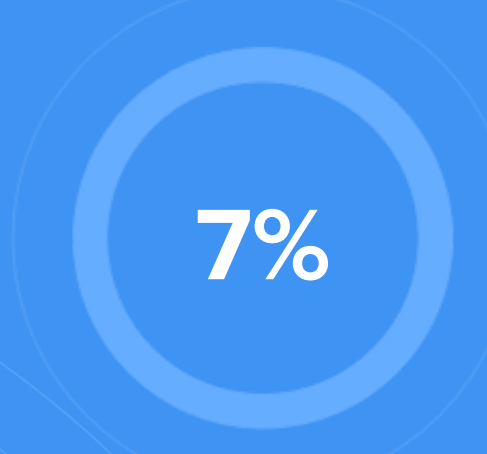
**Political majority**



**Republican**

## LOCALE

### Unemployment



### Occupation

- 8.9% Management, business, Art & Sciences
- 27.8% Sales & Office Occupations
- 13.3% Service Occupation
- 21.3% Production, transportation & Material Moving
- 13.8% Natural Resources, Construction & Maintenance

### Education

Student teacher ratio **1:23**



**87%**  
High school diploma

**8%**  
Some college or associates degree

**10%**  
Bachelors degree

**4%**  
Graduate or professional degree

## TRANSIT

### Average commute time Daily breakdown: by transport type

