



GRAPEVINE, TX

[Click to view full report.](#)

CITY INFO

Population: **49,954**

Male
50%

Female
50%

Married
64%

Single
36%

City rating

This rating is a weighted average of commute time, crime rate, population, median salary, and more.



Overall value

This score adds annual household income and cost of living to the city rating.



Density (Population per mile²)

Compared to New York, Grapevine has a very low population density. Grapevine is perfect for those who like a quiet city.

1,548
GRAPEVINE

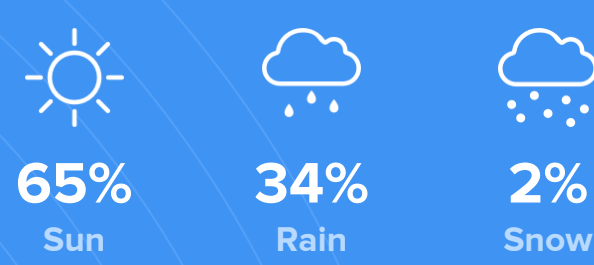
27,441
NEW YORK

RESIDENCE

Air quality



Weather



Condition

64°F average temperature



20 years
Median home age

\$168,300
Median home price

-1.74%
Home appreciation rate

19.87%
Annual property tax



COMMUNITY

Religious diversity


56.3% Other

18.3% Baptist

12.8% Catholic

7.6% Other Christian

4.9% Methodist




Crime rate
(per 100,000)




3

Average age



36

Political majority



Republican

LOCALE

Unemployment



Occupation

24.3% Management, business, Art & Sciences

29.2% Sales & Office Occupations

11.1% Service Occupation

8.8% Production, transportation & Material Moving

5.8% Natural Resources, Construction & Maintenance

Education

Student teacher ratio **1:15**



91%

High school diploma

7%

Some college or associates degree

32%

Bachelors degree

11%

Graduate or professional degree

TRANSIT

Average commute time Daily breakdown: by transport type

