



GROSSE POINTE, MI

[Click to view full report.](#)

CITY INFO

Population: **5,008**

Male **47%**

Female **53%**

Married **62%**

Single **38%**

City rating

This rating is a weighted average of commute time, crime rate, population, median salary, and more.



Overall value

This score adds annual household income and cost of living to the city rating.



Density (Population per mile²)

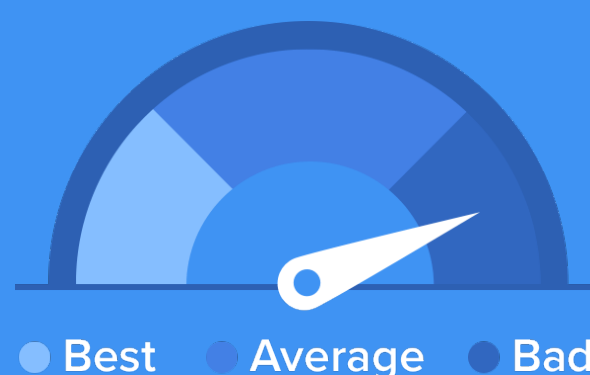
Compared to New York, Grosse Pointe has a low population density. Grosse Pointe is perfect for those who want to be in the city without constantly rubbing shoulders.

4,680
GROSSE POINTE

27,441
NEW YORK

RESIDENCE

Air quality



Weather



Condition

51°F average temperature



233 years

Median home age

\$251,160

Median home price

-9.18%

Median home age

15.5%

Annual property tax

75%

Homes owned

16.8%

Homes rented

8.2%

Homes vacant

COMMUNITY

Religious diversity


70.2% Other

20.5% Catholic

4.2% Other Christian

2.8% Islam

2.3% Lutheran




Crime rate
(per 100,000)




4

Average age



45

Political majority



Democrat

LOCALE

Unemployment

18%

Occupation

27.1% Management, business, Art & Sciences

21.6% Sales & Office Occupations

5.6% Service Occupation

3.4% Production, transportation & Material Moving

2.6% Natural Resources, Construction & Maintenance

Education

Student teacher ratio **1:17**



97%

High school diploma

5%

Some college or associates degree

38%

Bachelors degree

31%

Graduate or professional degree

TRANSIT

Average commute time Daily breakdown: by transport type

28
Min

Boston Average

26
Min

National Average

2%



Public Transportation

87%



Car

5%



Carpool

4%



Work at Home