



# HICKSVILLE, NY

[Click to view full report.](#)

## CITY INFO

Population: **40,082**

**Male**  
49%

**Female**  
51%

**Married**  
61%

**Single**  
39%

### City rating

This rating is a weighted average of commute time, crime rate, population, median salary, and more.



### Overall value

This score adds annual household income and cost of living to the city rating.



### Density (Population per mile<sup>2</sup>)

Compared to New York, Hicksville has a low population density. Hicksville is perfect for those who want to be in the city without constantly rubbing shoulders.

**5,884**  
HICKSVILLE

**27,441**  
NEW YORK

## RESIDENCE

### Air quality



### Weather



### Condition

**53°F** average temperature

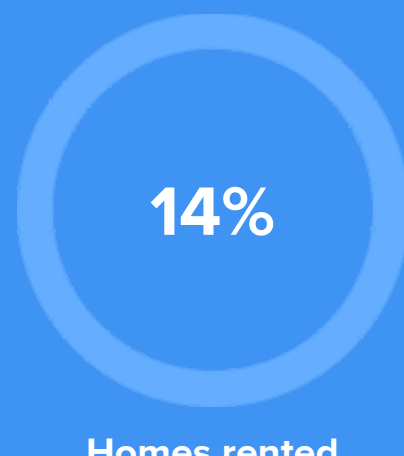
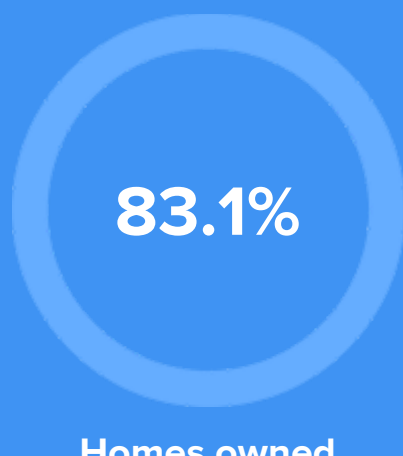


**54 years**  
Median home age

**\$343,040**  
Median home price

**-14.18%**  
Home appreciation rate


**23.43%**  
Annual property tax



## COMMUNITY

### Religious diversity

- 51.4%** Catholic
- 31%** Other
- 13.9%** Jewish
- 2.1%** Other Christian
- 1.6%** Lutheran




**Crime rate**  
(per 100,000)




**5**

**Average age**



**42**

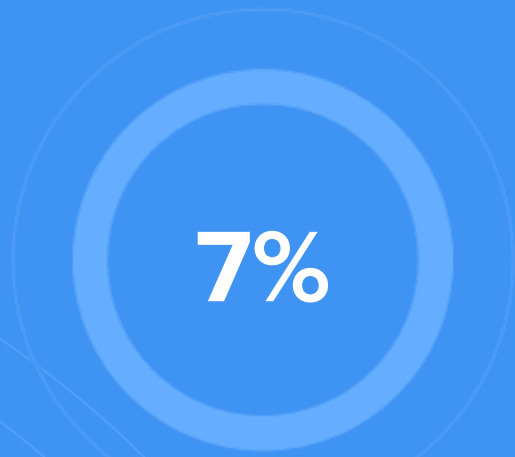
**Political majority**



**Democrat**

## LOCALE

### Unemployment

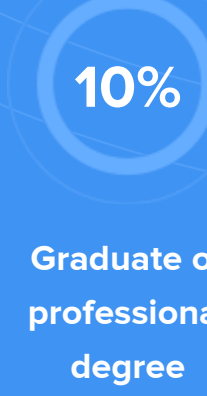
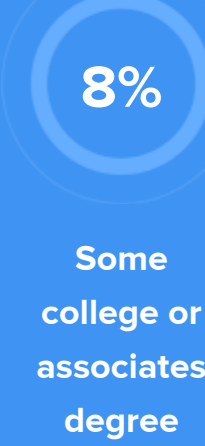




### Occupation

- 13.5%** Management, business, Art & Sciences
- 33.5%** Sales & Office Occupations
- 14.5%** Service Occupation
- 9.4%** Production, transportation & Material Moving
- 8.9%** Natural Resources, Construction & Maintenance

### Education

Student teacher ratio **1:14**



## TRANSIT

### Average commute time Daily breakdown: by transport type

