



# HOLYOKE, MA

[Click to view full report.](#)

## CITY INFO

Population: **39,560**

**Male**  
47%

**Female**  
53%

**Married**  
47%

**Single**  
53%

### City rating

This rating is a weighted average of commute time, crime rate, population, median salary, and more.



### Overall value

This score adds annual household income and cost of living to the city rating.



### Density (Population per mile<sup>2</sup>)

Compared to New York, Holyoke has a very low population density. Holyoke is perfect for those who like a quiet city.

**1,858**  
HOLYOKE

**27,441**  
NEW YORK

## RESIDENCE

### Air quality



### Weather



### Condition

52°F average temperature



**55 years**

Median home age

**\$135,140**

Median home price

**-10.02%**

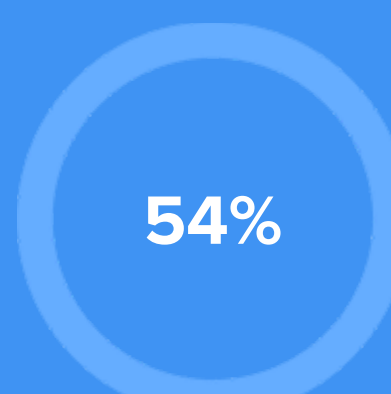
Median home age

**15.64%**

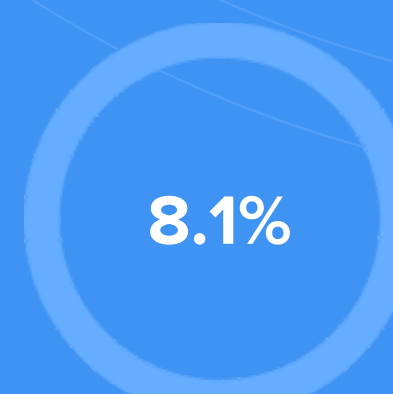
Annual property tax



Homes owned



Homes rented



Homes vacant

## COMMUNITY

### Religious diversity


**48.2%** Catholic

**43.8%** Other

**4.6%** Other Christian

**2%** Jewish

**1.4%** Baptist




**Crime rate**  
(per 100,000)




**9**

**Average age**



**35**

**Political majority**



**Democrat**

## LOCALE

### Unemployment

**12%**

### Occupation

**9.6%** Management, business, Art & Sciences

**25.5%** Sales & Office Occupations


**18.8%** Service Occupation

**18.3%** Production, transportation & Material Moving

**7.3%** Natural Resources, Construction & Maintenance

### Education

Student teacher ratio **1:10**



**69%**

High school diploma

**7%**

Some college or associates degree

**10%**

Bachelors degree

**6%**

Graduate or professional degree

## TRANSIT

### Average commute time Daily breakdown: by transport type

**21**  
Min

Boston Average

**26**  
Min

National Average

**3%**



Public Transportation

**74%**



Car

**14%**



Carpool

**2%**



Work at Home