



HOMER, IL

[Click to view full report.](#)

CITY INFO

Population: **1,247**

Male **51%**

Female **49%**

Married **62%**

Single **38%**

City rating

This rating is a weighted average of commute time, crime rate, population, median salary, and more.



Overall value

This score adds annual household income and cost of living to the city rating.



Density (Population per mile²)

Compared to New York, Homer has a very low population density. Homer is perfect for those who like a quiet city.

1,215
HOMER

27,441
NEW YORK

RESIDENCE

Air quality



Weather



Condition

52°F average temperature



50 years

Median home age

\$83,750

Median home price

-15.77%

Median home age

19.22%

Annual property tax



COMMUNITY

Religious diversity


69.8% Other

11.3% Catholic

8.1% Other Christian

5.5% Lutheran

5.2% Pentecostal




Crime rate
(per 100,000)




5

Average age



36

Political majority



Democrat

LOCALE

Unemployment

9%

Occupation

8% Management, business, Art & Sciences

27.2% Sales & Office Occupations

15.9% Service Occupation

22% Production, transportation & Material Moving

10.7% Natural Resources, Construction & Maintenance

Education

Student teacher ratio **1:14**



88%

High school diploma

6%

Some college or associates degree

8%

Bachelors degree

3%

Graduate or professional degree

TRANSIT

Average commute time Daily breakdown: by transport type

26
Min

Boston Average

26
Min

National Average

0%



Public Transportation

74%



Car

18%



Carpool

4%



Work at Home