



# HUDSON FALLS, NY

[Click to view full report.](#)

## CITY INFO

**Population:** 7,449

**Male**  
47%

**Female**  
53%

**Married**  
52%

**Single**  
48%

### City rating

This rating is a weighted average of commute time, crime rate, population, median salary, and more.



### Overall value

This score adds annual household income and cost of living to the city rating.



### Density (Population per mile<sup>2</sup>)

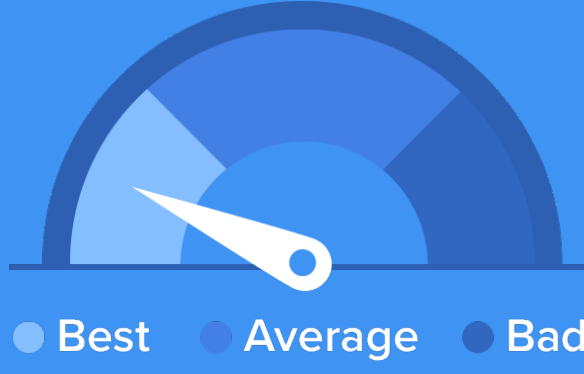
Compared to New York, Hudson Falls has a very low population density. Hudson Falls is perfect for those who like a quiet city.

**4,046**  
HUDSON FALLS

**27,441**  
NEW YORK

## RESIDENCE

### Air quality



### Weather



### Condition

45°F average temperature



**64 years**  
Median home age

**\$115,040**  
Median home price

**5.48%**  
Home appreciation rate

**24.48%**  
Annual property tax

**52.5%**

Homes owned

**40%**

Homes rented

**7.5%**

Homes vacant

## COMMUNITY

### Religious diversity


**65.2%** Other

**23.2%** Catholic

**5.9%** Methodist

**3.3%** Baptist

**2.4%** Presbyterian




**Crime rate**  
(per 100,000)




**2**

**Average age**



**38**

**Political majority**



**Republican**

## LOCALE

### Unemployment

**7%**

### Occupation

**6.4%** Management, business, Art & Sciences

**26.4%** Sales & Office Occupations

**21.3%** Service Occupation

**20.3%** Production, transportation & Material Moving

**8.7%** Natural Resources, Construction & Maintenance

### Education

Student teacher ratio **1:14**



**78%**

High school diploma

**7%**

Some college or associates degree

**9%**

Bachelors degree

**3%**

Graduate or professional degree

## TRANSIT

### Average commute time Daily breakdown: by transport type

**22**  
Min

Boston Average

**26**  
Min

National Average

**1%** Public Transportation

**78%** Car

**15%** Carpool

**3%** Work at Home