



HUDSON, MA

[Click to view full report.](#)

CITY INFO

Population: **15,700**

Male
49%

Female
51%

Married
58%

Single
42%

City rating

This rating is a weighted average of commute time, crime rate, population, median salary, and more.



Overall value

This score adds annual household income and cost of living to the city rating.



Density (Population per mile²)

Compared to New York, Hudson has a very low population density. Hudson is perfect for those who like a quiet city.

2,747
HUDSON

27,441
NEW YORK

RESIDENCE

Air quality



Weather



Condition

48°F average temperature



42 years

Median home age

\$242,250

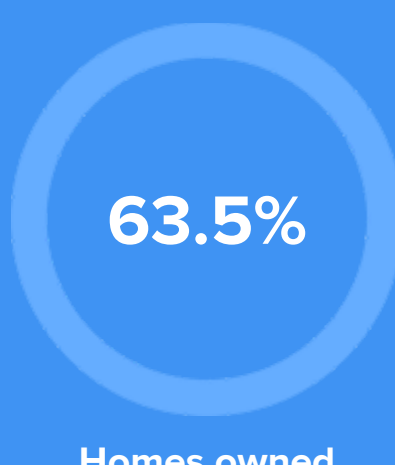
Median home price

-3.12%

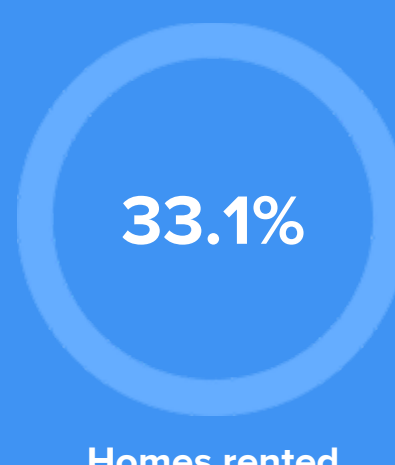
Median home age

11.7%

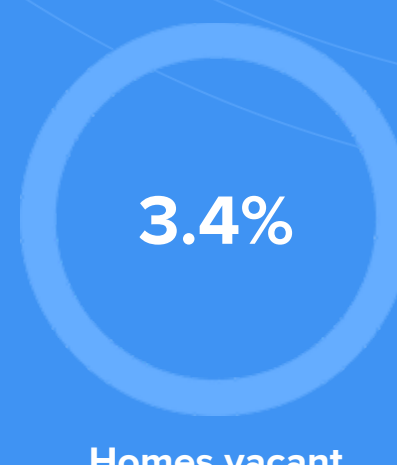
Annual property tax



Homes owned



Homes rented



Homes vacant

COMMUNITY

Religious diversity


49.8% Catholic

36.5% Other

6.7% Jewish

5.9% Other Christian

1.1% Islam




Crime rate
(per 100,000)




1

Average age



41

Political majority



Democrat

LOCALE

Unemployment

8%

Occupation

14.4% Management, business, Art & Sciences

25.1% Sales & Office Occupations

11.9% Service Occupation

16.3% Production, transportation & Material Moving

8.2% Natural Resources, Construction & Maintenance

Education

Student teacher ratio **1:13**



83%

High school diploma

7%

Some college or associates degree

16%

Bachelors degree

10%

Graduate or professional degree

TRANSIT

Average commute time Daily breakdown: by transport type

