



INDIANAPOLIS, IN

[Click to view full report.](#)

CITY INFO

Population: 797,511

City rating

Overall value

Male 49%

Female 51%

Married 50%

Single 50%

This rating is a weighted average of commute time, crime rate, population, median salary, and more.

7/10

This score adds annual household income and cost of living to the city rating.

5/10

Density (Population per mile²)

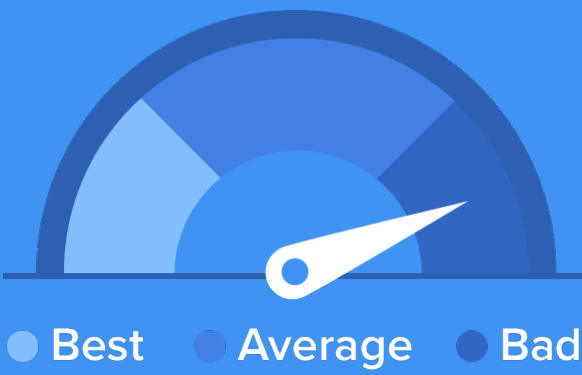
Compared to New York, Indianapolis has a very low population density. Indianapolis is perfect for those who like a quiet city.

2,206
INDIANAPOLIS

27,441
NEW YORK

RESIDENCE

Air quality



Weather



Condition

52°F average temperature



39 years

Median home age

\$112,360

Median home price

-2.16%

Median home age

10.41%

Annual property tax

52.2%

Homes owned

35.9%

Homes rented

11.9%

Homes vacant

COMMUNITY

Religious diversity

67.7% Other

12.7% Other Christian

12.6% Catholic

4.1% Baptist

3% Methodist




Crime rate
(per 100,000)




9

Average age



36

Political majority



Democrat

LOCALE

Unemployment



Education

Student teacher ratio 1:16



Occupation

13.5% Management, business, Art & Sciences

28.3% Sales & Office Occupations

14.6% Service Occupation

15% Production, transportation & Material Moving

8.6% Natural Resources, Construction & Maintenance

82%

High school diploma

6%

Some college or associates degree

17%

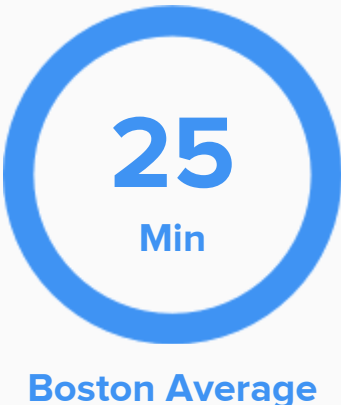
Bachelors degree

9%

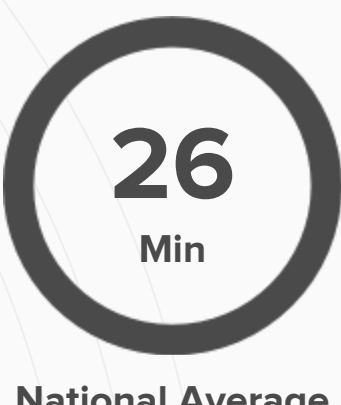
Graduate or professional degree

TRANSIT

Average commute time Daily breakdown: by transport type



Boston Average



National Average

2%



Public Transportation

80%



Car

12%



Carpool

3%



Work at Home