



# JACKSONVILLE, TX

[Click to view full report.](#)

## CITY INFO

**Population:** 14,351

**Male**  
48%

**Female**  
52%

**Married**  
56%

**Single**  
44%

### City rating

This rating is a weighted average of commute time, crime rate, population, median salary, and more.



### Overall value

This score adds annual household income and cost of living to the city rating.



### Density (Population per mile<sup>2</sup>)

Compared to New York, Jacksonville has a very low population density. Jacksonville is perfect for those who like a quiet city.

**1,015**  
JACKSONVILLE

**27,441**  
NEW YORK

## RESIDENCE

### Air quality



### Weather



### Condition

**65°F** average temperature



**38 years**  
Median home age

**\$84,350**  
Median home price

**-8.52%**  
Home appreciation rate

**11.38%**  
Annual property tax

**51.8%**

Homes owned

**38.6%**

Homes rented

**9.7%**

Homes vacant

## COMMUNITY

### Religious diversity


**45.3%** Other

**40.8%** Baptist

**4.9%** Other Christian

**4.7%** Methodist

**4.3%** Catholic




**Crime rate**  
(per 100,000)




**7**

**Average age**



**32**

**Political majority**



**Republican**

## LOCALE

### Unemployment

**9%**

### Occupation

**8.9%** Management, business, Art & Sciences

**22.1%** Sales & Office Occupations

**17.7%** Service Occupation

**24.9%** Production, transportation & Material Moving

**9.1%** Natural Resources, Construction & Maintenance

### Education

Student teacher ratio **1:14**



**63%**

High school diploma

**3%**

Some college or associates degree

**10%**

Bachelors degree

**6%**

Graduate or professional degree

## TRANSIT

### Average commute time Daily breakdown: by transport type

**19**  
Min

Boston Average

**26**  
Min

National Average

**0%**



Public Transportation

**73%**



Car

**21%**



Carpool

**2%**



Work at Home