



# KERMIT, TX

[Click to view full report.](#)

## CITY INFO

**Population:** 5,223

**Male**  
49%

**Female**  
51%

**Married**  
67%

**Single**  
33%

### City rating

This rating is a weighted average of commute time, crime rate, population, median salary, and more.



### Overall value

This score adds annual household income and cost of living to the city rating.



### Density (Population per mile<sup>2</sup>)

Compared to New York, Kermit has a very low population density. Kermit is perfect for those who like a quiet city.

**2,092**  
KERMIT

**27,441**  
NEW YORK

## RESIDENCE

### Air quality



### Weather



### Condition

**63°F** average temperature



**48 years**

Median home age

**\$30,200**

Median home price

**0.98%**

Home appreciation rate

**14.26%**

Annual property tax

**64.9%**

Homes owned

**13.4%**

Homes rented

**21.7%**

Homes vacant

## COMMUNITY

### Religious diversity


**37.5%** Baptist

**31.1%** Catholic

**22.8%** Other

**4.4%** Methodist

**4.2%** Other Christian




**Crime rate**  
(per 100,000)




**4**

**Average age**



**35**

**Political majority**



**Republican**

## LOCALE

### Unemployment

**9%**

### Occupation

**5.6%** Management, business, Art & Sciences

**17.2%** Sales & Office Occupations


**21.8%** Service Occupation

**23.1%** Production, transportation & Material Moving

**19.9%** Natural Resources, Construction & Maintenance

### Education

Student teacher ratio **1:13**



**56%**

High school diploma

**2%**

Some college or associates degree

**7%**

Bachelors degree

**2%**

Graduate or professional degree

## TRANSIT

### Average commute time Daily breakdown: by transport type

**26**  
Min

Boston Average

**26**  
Min

National Average

**0%**



Public Transportation

**70%**



Car

**25%**



Carpool

**1%**



Work at Home