



LA VERNE, CA

[Click to view full report.](#)

CITY INFO

Population: **34,014**

Male
48%

Female
52%

Married
60%

Single
40%

City rating

This rating is a weighted average of commute time, crime rate, population, median salary, and more.



Overall value

This score adds annual household income and cost of living to the city rating.



Density (Population per mile²)

Compared to New York, La Verne has a very low population density. La Verne is perfect for those who like a quiet city.

4,092

LA VERNE

27,441

NEW YORK

RESIDENCE

Air quality



Weather



Condition

65°F average temperature



33 years

Median home age

\$398,570

Median home price

-12.93%

Median home age

7.73%

Annual property tax

76.3%

Homes owned

22.2%

Homes rented

1.6%

Homes vacant

COMMUNITY

Religious diversity


48.9% Other

40.8% Catholic

4.8% Jewish

3.4% Other Christian

2.1% Baptist




Crime rate
(per 100,000)




4

Average age



40

Political majority



Democrat

LOCALE

Unemployment

7%

Occupation

18.7% Management, business, Art & Sciences

27.8% Sales & Office Occupations

12.7% Service Occupation

9.3% Production, transportation & Material Moving

7% Natural Resources, Construction & Maintenance

Education

Student teacher ratio **1:22**



89%

High school diploma

9%

Some college or associates degree

19%

Bachelors degree

12%

Graduate or professional degree

TRANSIT

Average commute time Daily breakdown: by transport type

34

Min

Boston Average

26

Min

National Average

3%



Public Transportation

78%



Car

13%



Carpool

2%



Work at Home