



# LAGUNA NIGUEL, CA

[Click to view full report.](#)

## CITY INFO

Population: **64,731**

**Male**  
49%

**Female**  
51%

**Married**  
65%

**Single**  
35%

### City rating

This rating is a weighted average of commute time, crime rate, population, median salary, and more.



### Overall value

This score adds annual household income and cost of living to the city rating.



### Density (Population per mile<sup>2</sup>)

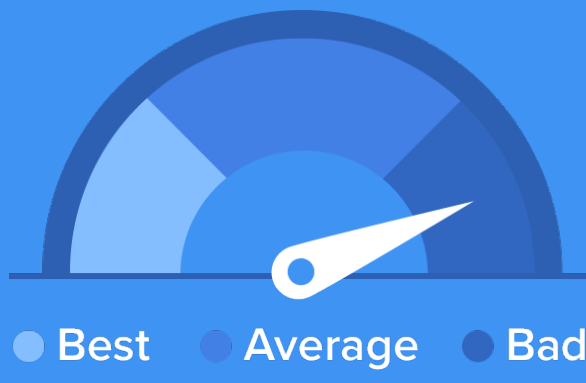
Compared to New York, Laguna Niguel has a low population density. Laguna Niguel is perfect for those who want to be in the city without constantly rubbing shoulders.

**4,415**  
LAGUNA NIGUEL

**27,441**  
NEW YORK

## RESIDENCE

### Air quality



### Weather



### Condition

**60°F** average temperature

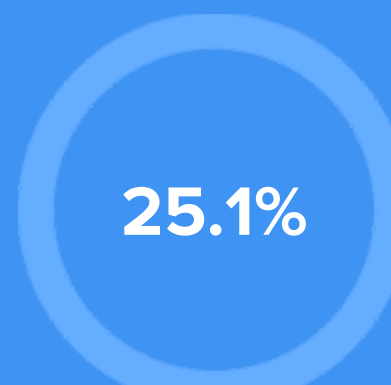
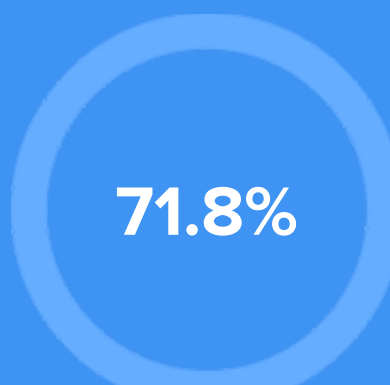


**22 years**  
Median home age

**\$492,230**  
Median home price

**-5.29%**  
Median home age


**7.36%**  
Annual property tax



## COMMUNITY

### Religious diversity


- 63.7%** Other
- 28%** Catholic
- 4.1%** Other Christian
- 2.4%** Pentecostal
- 1.8%** Mormon




**Crime rate**  
(per 100,000)



**Average age**



**Political majority**



## LOCALE

### Unemployment



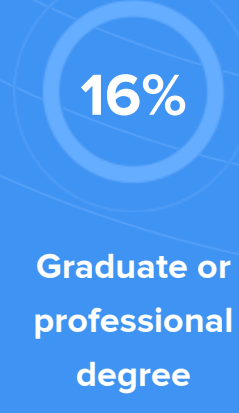
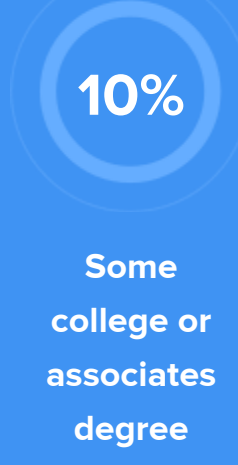

### Education

Student teacher ratio **1:23**



### Occupation

- 25.9%** Management, business, Art & Sciences
- 32%** Sales & Office Occupations
- 9.1%** Service Occupation
- 5.1%** Production, transportation & Material Moving
- 3.5%** Natural Resources, Construction & Maintenance



## TRANSIT

### Average commute time Daily breakdown: by transport type

