



LIMA, OH

[Click to view full report.](#)

CITY INFO

Population: **35,904**

Male **50%**

Female **50%**

Married **44%**

Single **56%**

City rating

This rating is a weighted average of commute time, crime rate, population, median salary, and more.



Overall value

This score adds annual household income and cost of living to the city rating.



Density (Population per mile²)

Compared to New York, Lima has a very low population density. Lima is perfect for those who like a quiet city.

2,808

LIMA

27,441

NEW YORK

RESIDENCE

Air quality



Weather



Condition

52°F average temperature



58 years

Median home age

\$66,430

Median home price

3.15%

Home appreciation rate

10.56%

Annual property tax

49.3%

Homes owned

36.8%

Homes rented

13.9%

Homes vacant

COMMUNITY

Religious diversity


54.6% Other

21.7% Catholic

14.2% Other Christian

5.9% Methodist

3.6% Baptist




Crime rate
(per 100,000)




8

Average age



34

Political majority



Republican

LOCALE

Unemployment

13%

Occupation

6.6% Management, business, Art & Sciences

22.2% Sales & Office Occupations

20.4% Service Occupation

29.7% Production, transportation & Material Moving

8.4% Natural Resources, Construction & Maintenance

Education

Student teacher ratio **1:19**



76%

High school diploma

7%

Some college or associates degree

7%

Bachelors degree

3%

Graduate or professional degree

TRANSIT

Average commute time Daily breakdown: by transport type

19

Min

Boston Average

26

Min

National Average

2%



Public Transportation

81%



Car

14%



Carpool

2%



Work at Home