



# LINCOLN PARK, NJ

[Click to view full report.](#)

## CITY INFO

Population: **10,685**

**Male**  
48%


**Female**  
52%

**Married**  
62%

**Single**  
38%

### City rating

This rating is a weighted average of commute time, crime rate, population, median salary, and more.



### Overall value

This score adds annual household income and cost of living to the city rating.



### Density (Population per mile<sup>2</sup>)

Compared to New York, Lincoln Park has a very low population density. Lincoln Park is perfect for those who like a quiet city.

**1,588**  
LINCOLN PARK

**27,441**  
NEW YORK

## RESIDENCE

### Air quality



### Weather



### Condition

**53°F** average temperature

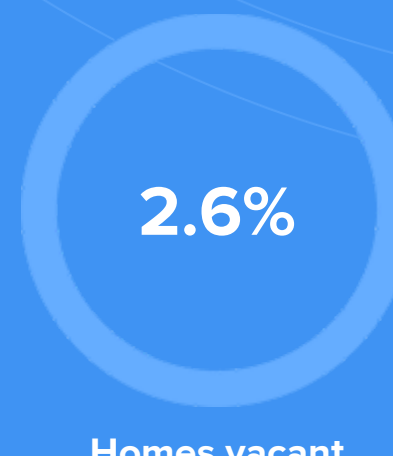
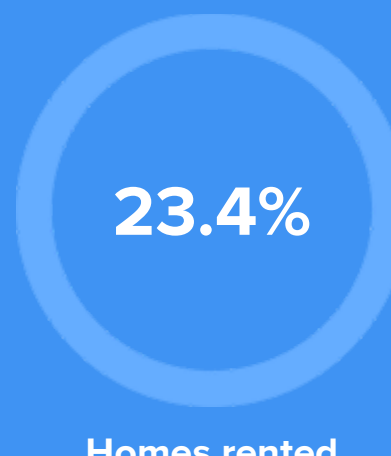
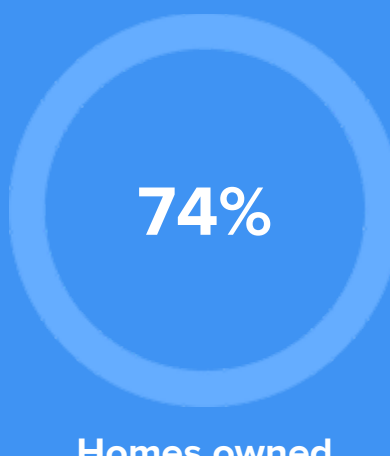


**40 years**  
Median home age

**\$293,440**  
Median home price

**-7%**  
Median home age


**18.49%**  
Annual property tax



## COMMUNITY

### Religious diversity

- 51.1%** Other
- 37.7%** Catholic
- 6.2%** Jewish
- 3%** Other Christian
- 2%** Presbyterian




**Crime rate**  
(per 100,000)




**1**

**Average age**



**43**

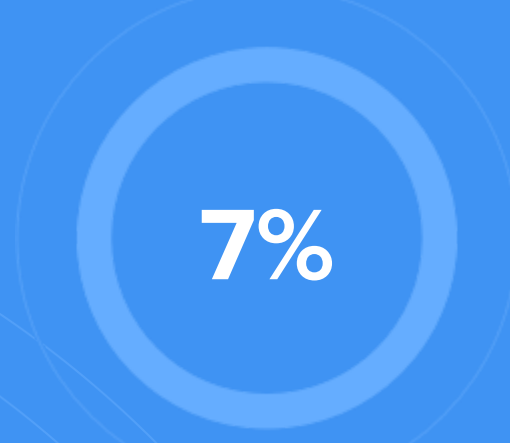
**Political majority**



**Republican**

## LOCALE

### Unemployment



### Occupation

- 16.3%** Management, business, Art & Sciences
- 30.2%** Sales & Office Occupations
- 8.2%** Service Occupation
- 11%** Production, transportation & Material Moving
- 8.5%** Natural Resources, Construction & Maintenance

### Education

Student teacher ratio **1:11**



**86%**

High school diploma

**5%**

Some college or associates degree

**22%**

Bachelors degree

**11%**

Graduate or professional degree

## TRANSIT

### Average commute time Daily breakdown: by transport type

