



# LOCKPORT, NY

[Click to view full report.](#)

## CITY INFO

Population: **20,509**

**Male**  
48%

**Female**  
52%

**Married**  
51%

**Single**  
49%

### City rating

This rating is a weighted average of commute time, crime rate, population, median salary, and more.



### Overall value

This score adds annual household income and cost of living to the city rating.



### Density (Population per mile<sup>2</sup>)

Compared to New York, Lockport has a very low population density. Lockport is perfect for those who like a quiet city.

**2,405**  
LOCKPORT

**27,441**  
NEW YORK

## RESIDENCE

### Air quality



### Weather



### Condition

**50°F** average temperature




**67 years**  
Median home age

**\$95,830**  
Median home price

**2.66%**  
Home appreciation rate


**28.56%**  
Annual property tax



## COMMUNITY

### Religious diversity

- 51.1% Other
- 35.7% Catholic
- 6.5% Lutheran
- 3.6% Other Christian
- 3.1% Methodist




**Crime rate**  
(per 100,000)



**Average age**



**Political majority**



## LOCALE

### Unemployment

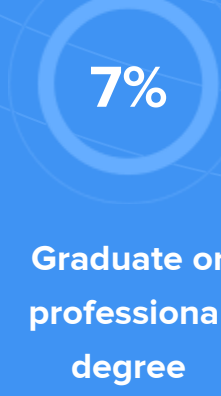
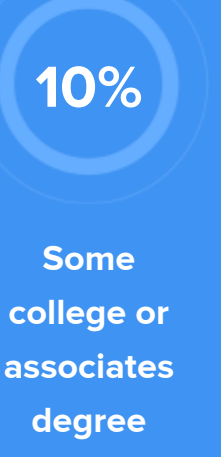




### Occupation

- 10.3% Management, business, Art & Sciences
- 24.3% Sales & Office Occupations
- 19.1% Service Occupation
- 20.3% Production, transportation & Material Moving
- 8.2% Natural Resources, Construction & Maintenance

### Education

Student teacher ratio **1:13**



## TRANSIT

### Average commute time Daily breakdown: by transport type

