



LONDON, OH

[Click to view full report.](#)

CITY INFO

Population: **9,615**

Male
47%


Female
53%

Married
59%

Single
41%

City rating

This rating is a weighted average of commute time, crime rate, population, median salary, and more.



Overall value

This score adds annual household income and cost of living to the city rating.



Density (Population per mile²)

Compared to New York, London has a very low population density. London is perfect for those who like a quiet city.

1,130

LONDON

27,441

NEW YORK

RESIDENCE

Air quality



● Best ● Average ● Bad

Weather



Condition

52°F average temperature



37 years

Median home age

\$115,530

Median home price

-1.06%

Home appreciation rate

10.6%

Annual property tax

52.3%

Homes owned

40.4%

Homes rented

7.2%

Homes vacant

COMMUNITY

Religious diversity


73.9% Other

8.7% Other Christian

7.9% Methodist

5.9% Catholic

3.5% Baptist




Crime rate
(per 100,000)




2

Average age



38

Political majority



Republican

LOCALE

Unemployment

9%

Occupation

12.7% Management, business, Art & Sciences

23.7% Sales & Office Occupations

17.8% Service Occupation

19.9% Production, transportation & Material Moving

8.4% Natural Resources, Construction & Maintenance

Education

Student teacher ratio **1:18**



77%

High school diploma

4%

Some college or associates degree

10%

Bachelors degree

5%

Graduate or professional degree

TRANSIT

Average commute time Daily breakdown: by transport type

24

Min

Boston Average

26

Min

National Average

1%



Public Transportation

81%



Car

11%



Carpool

3%



Work at Home