



# MALDEN, MA

[Click to view full report.](#)

## CITY INFO

Population: **55,657**

**Male**  
49%

**Female**  
51%

**Married**  
50%

**Single**  
50%

### City rating

This rating is a weighted average of commute time, crime rate, population, median salary, and more.



### Overall value

This score adds annual household income and cost of living to the city rating.



### Density (Population per mile<sup>2</sup>)

Compared to New York, Malden has a low population density. Malden is perfect for those who want to be in the city without constantly rubbing shoulders.

**10,969**

MALDEN

**27,441**

NEW YORK

## RESIDENCE

### Air quality



### Weather



### Condition

**52°F** average temperature



**67 years**

Median home age

**\$258,590**

Median home price

**-7.87%**

Median home age

**11.7%**

Annual property tax



Homes owned



Homes rented



Homes vacant

## COMMUNITY

### Religious diversity


**49.8%** Catholic

**36.5%** Other

**6.7%** Jewish

**5.9%** Other Christian

**1.1%** Islam




**Crime rate**  
(per 100,000)




**5**

**Average age**



**40**

**Political majority**



**Democrat**

## LOCALE

### Unemployment

**9%**

### Occupation

**14.2%** Management, business, Art & Sciences

**29.2%** Sales & Office Occupations

**16.8%** Service Occupation

**10.9%** Production, transportation & Material Moving

**7.4%** Natural Resources, Construction & Maintenance

### Education

Student teacher ratio **1:13**



**84%**

High school diploma

**7%**

Some college or associates degree

**16%**

Bachelors degree

**10%**

Graduate or professional degree

## TRANSIT

### Average commute time Daily breakdown: by transport type

**33**

Min

Boston Average

**26**

Min

National Average

**24%**



Public Transportation

**60%**



Car

**10%**



Carpool

**2%**



Work at Home