



MARION, OH

[Click to view full report.](#)

CITY INFO

Population: **32,808**

Male
52%

Female
48%

Married
50%

Single
50%

City rating

This rating is a weighted average of commute time, crime rate, population, median salary, and more.



Overall value

This score adds annual household income and cost of living to the city rating.



Density (Population per mile²)

Compared to New York, Marion has a very low population density. Marion is perfect for those who like a quiet city.

2,892
MARION

27,441
NEW YORK

RESIDENCE

Air quality



Weather



Condition

51°F average temperature



58 years

Median home age

\$89,790

Median home price

-1.44%

Home appreciation rate

11.48%

Annual property tax

56.3%

Homes owned

32.3%

Homes rented

11.5%

Homes vacant

COMMUNITY

Religious diversity


73.4% Other

9.9% Other Christian

7.4% Methodist

5% Lutheran

4.3% Catholic




Crime rate
(per 100,000)




5

Average age



37

Political majority



Republican

LOCALE

Unemployment

11%

Occupation

7.8% Management, business, Art & Sciences

25.8% Sales & Office Occupations

17.2% Service Occupation

28.6% Production, transportation & Material Moving

7.8% Natural Resources, Construction & Maintenance

Education

Student teacher ratio **1:16**



76%

High school diploma

6%

Some college or associates degree

6%

Bachelors degree

3%

Graduate or professional degree

TRANSIT

Average commute time Daily breakdown: by transport type

21
Min

Boston Average

26
Min

National Average

1%



Public Transportation

83%



Car

12%



Carpool

1%



Work at Home