



# MEDFORD, MA

[Click to view full report.](#)

## CITY INFO

Population: **55,694**

**Male**  
47%

**Female**  
53%

**Married**  
47%

**Single**  
53%

### City rating

This rating is a weighted average of commute time, crime rate, population, median salary, and more.



### Overall value

This score adds annual household income and cost of living to the city rating.



### Density (Population per mile<sup>2</sup>)

Compared to New York, Medford has a low population density. Medford is perfect for those who want to be in the city without constantly rubbing shoulders.

**6,843**  
MEDFORD

**27,441**  
NEW YORK

## RESIDENCE

### Air quality



### Weather



### Condition

**52°F** average temperature



**214 years**  
Median home age

**\$308,680**  
Median home price

**-5.6%**  
Median home age

**11.7%**  
Annual property tax



## COMMUNITY

### Religious diversity


**49.8%** Catholic

**36.5%** Other

**6.7%** Jewish

**5.9%** Other Christian

**1.1%** Islam




**Crime rate**  
(per 100,000)




**3**

**Average age**



**41**

**Political majority**



**Democrat**

## LOCALE

### Unemployment

**8%**

### Occupation

**16.1%** Management, business, Art & Sciences

**28.5%** Sales & Office Occupations


**13.6%** Service Occupation

**8.5%** Production, transportation & Material Moving

**7%** Natural Resources, Construction & Maintenance

### Education

Student teacher ratio **1:13**



**86%**

High school diploma

**6%**

Some college or associates degree

**20%**

Bachelors degree

**12%**

Graduate or professional degree

## TRANSIT

### Average commute time Daily breakdown: by transport type

**30**  
Min

Boston Average

**26**  
Min

National Average

**18%** Public Transportation

**66%** Car

**9%** Carpool

**2%** Work at Home