



# MIDVALE, UT

[Click to view full report.](#)

## CITY INFO

Population: **27,995**

Male **51%**

Female **49%**

Married **53%**

Single **47%**

### City rating

This rating is a weighted average of commute time, crime rate, population, median salary, and more.



### Overall value

This score adds annual household income and cost of living to the city rating.



### Density (Population per mile<sup>2</sup>)

Compared to New York, Midvale has a low population density. Midvale is perfect for those who want to be in the city without constantly rubbing shoulders.

**4,793**  
MIDVALE

**27,441**  
NEW YORK

## RESIDENCE

### Air quality



### Weather



### Condition

**57°F** average temperature



**31 years**

Median home age

**\$186,320**

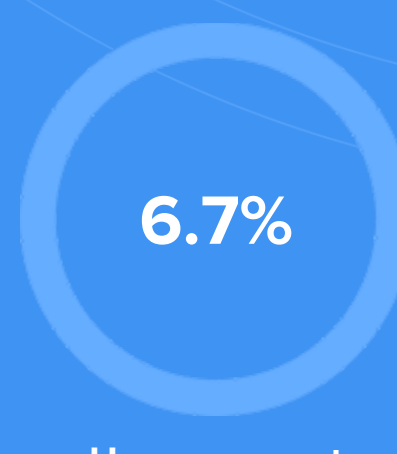
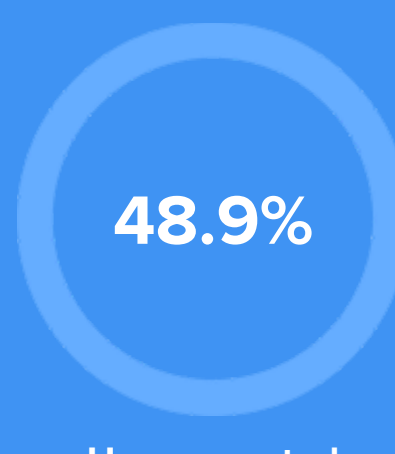
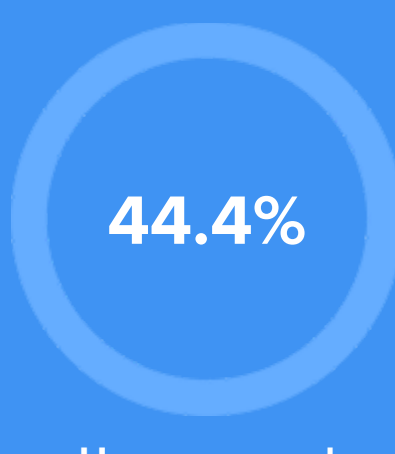
Median home price

**-10.48%**

Home appreciation rate

**7.71%**

Annual property tax



## COMMUNITY

### Religious diversity


**55.3%** Mormon

**37.1%** Other

**5.8%** Catholic

**1.3%** Other Christian

**0.6%** Baptist




**Crime rate**  
(per 100,000)




**6**

**Average age**



**31**

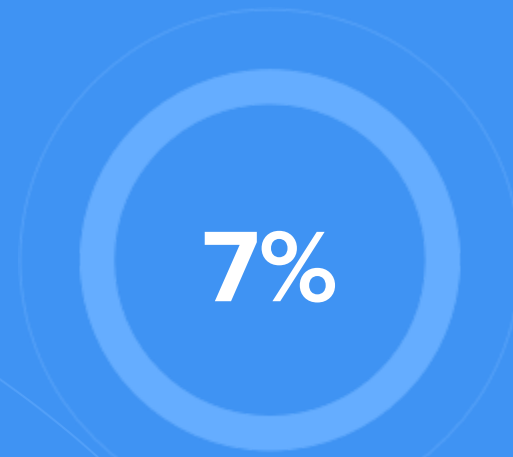
**Political majority**



**Republican**

## LOCALE

### Unemployment



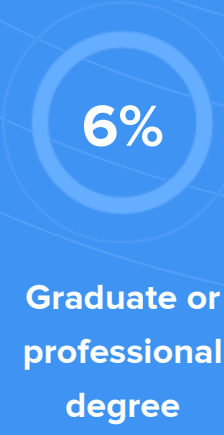
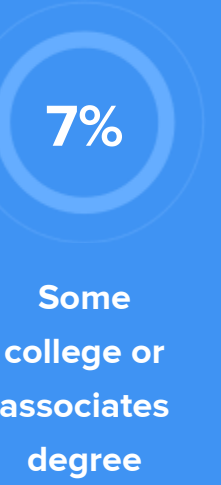

### Education

Student teacher ratio **1:22**



### Occupation

- 11.1%** Management, business, Art & Sciences
- 30.7%** Sales & Office Occupations
- 16.9%** Service Occupation
- 12.1%** Production, transportation & Material Moving
- 12.4%** Natural Resources, Construction & Maintenance



## TRANSIT

### Average commute time Daily breakdown: by transport type

