



NEDERLAND, TX

[Click to view full report.](#)

CITY INFO

Population: **15,877**

Male
49%

Female
51%

Married
62%

Single
38%

City rating

This rating is a weighted average of commute time, crime rate, population, median salary, and more.



Overall value

This score adds annual household income and cost of living to the city rating.



Density (Population per mile²)

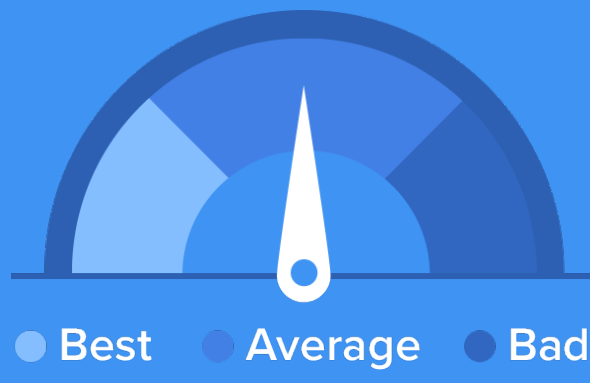
Compared to New York, Nederland has a very low population density. Nederland is perfect for those who like a quiet city.

2,791
NEDERLAND

27,441
NEW YORK

RESIDENCE

Air quality



Weather



Condition

67°F average temperature



42 years

Median home age

\$118,700

Median home price

0.91%

Home appreciation rate

15.12%

Annual property tax

69.4%

Homes owned

22.7%

Homes rented

7.9%

Homes vacant

COMMUNITY

Religious diversity


42.4% Other

27.4% Catholic

21.2% Baptist

4.9% Other Christian

4.1% Methodist




Crime rate
(per 100,000)




4

Average age



39

Political majority



Democrat

LOCALE

Unemployment

11%

Occupation

7.6% Management, business, Art & Sciences

29.5% Sales & Office Occupations


12.6% Service Occupation

16.6% Production, transportation & Material Moving

12% Natural Resources, Construction & Maintenance

Education

Student teacher ratio **1:14**



87%

High school diploma

7%

Some college or associates degree

12%

Bachelors degree

4%

Graduate or professional degree

TRANSIT

Average commute time Daily breakdown: by transport type

19

Min

Boston Average

26

Min

National Average

0%



Public Transportation

91%



Car

6%



Carpool

1%



Work at Home