



NORTH CHARLESTON SC

[Click to view full report.](#)

CITY INFO

Population: 88,029

City rating

Overall value

Male 50%

Female 50%

Married 49%

Single 51%

This rating is a weighted average of commute time, crime rate, population, median salary, and more.

5/10

This score adds annual household income and cost of living to the city rating.

5/10

Density (Population per mile²)

Compared to New York, North Charleston has a very low population density. North Charleston is perfect for those who like a quiet city.

1,504

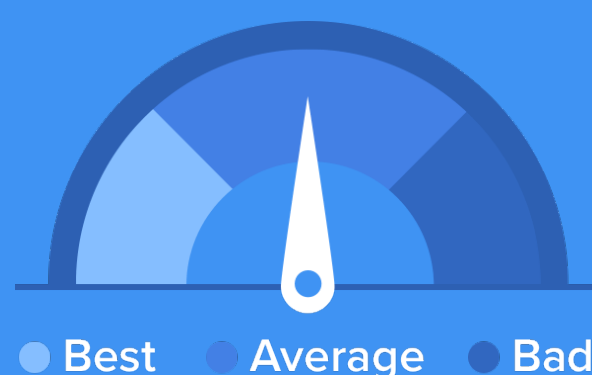
NORTH CHARLESTON

27,441

NEW YORK

RESIDENCE

Air quality



Weather



Condition

65°F average temperature



30 years

Median home age

\$128,010

Median home price

-7.55%

Home appreciation rate

5.51%

Annual property tax

40.6%

Homes owned

45.4%

Homes rented

14.1%

Homes vacant

COMMUNITY

Religious diversity

71.1% Other

11.7% Baptist

9.7% Catholic

4.3% Methodist

3.2% Presbyterian




Crime rate (per 100,000)




10

Average age



32

Political majority



Democrat

LOCALE

Unemployment

13%

Occupation

8.5% Management, business, Art & Sciences

28.5% Sales & Office Occupations

21.7% Service Occupation

15.9% Production, transportation & Material Moving

12.2% Natural Resources, Construction & Maintenance

Education

Student teacher ratio 1:10



74%

High school diploma

6%

Some college or associates degree

10%

Bachelors degree

4%

Graduate or professional degree

TRANSIT

Average commute time Daily breakdown: by transport type

24 Min

Boston Average

26 Min

National Average

4%



Public Transportation

72%



Car

17%



Carpool

1%



Work at Home