



NORTH OLMSTED, OH

[Click to view full report.](#)

CITY INFO

Population: **30,998**

Male
48%

Female
52%

Married
60%

Single
40%

City rating

This rating is a weighted average of commute time, crime rate, population, median salary, and more.



Overall value

This score adds annual household income and cost of living to the city rating.



Density (Population per mile²)

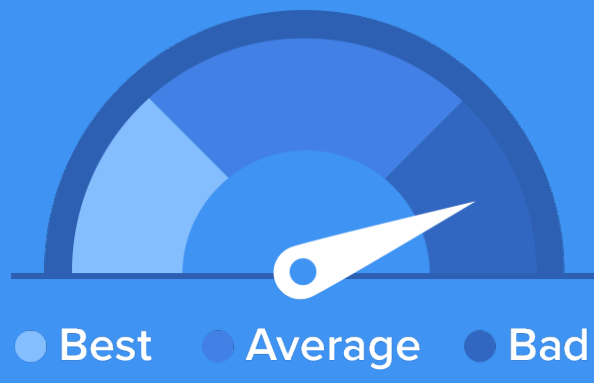
Compared to New York, North Olmsted has a very low population density. North Olmsted is perfect for those who like a quiet city.

2,665
NORTH OLMSTED

27,441
NEW YORK

RESIDENCE

Air quality



Weather



Condition

51°F average temperature

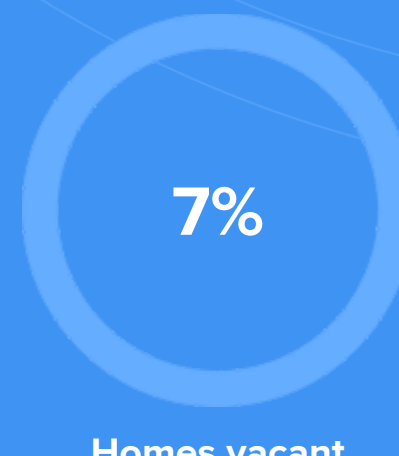


42 years
Median home age

\$118,700
Median home price

-2.54%
Home appreciation rate


15.4%
Annual property tax



COMMUNITY

Religious diversity

- 53.3%** Other
- 33.5%** Catholic
- 5.7%** Other Christian
- 4.9%** Jewish
- 2.6%** Lutheran




Crime rate
(per 100,000)




3

Average age



43

Political majority



Democrat


LOCALE

Unemployment



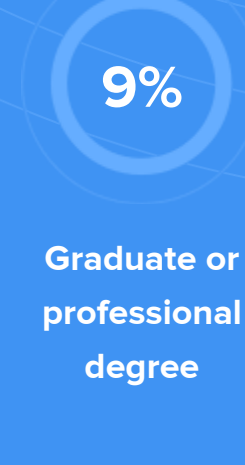
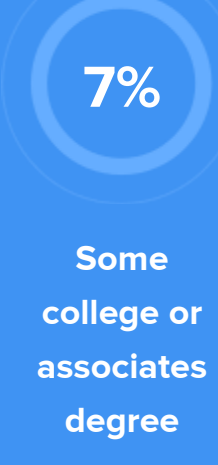
Education

Student teacher ratio **1:14**



Occupation

- 16.4%** Management, business, Art & Sciences
- 30.4%** Sales & Office Occupations
- 12.4%** Service Occupation
- 11.7%** Production, transportation & Material Moving
- 7.3%** Natural Resources, Construction & Maintenance



TRANSIT

Average commute time Daily breakdown: by transport type

