



# NORWICH, NY

[Click to view full report.](#)

## CITY INFO

Population: **7,043**

Male **45%**


Female **55%**

Married **47%**

Single **53%**

### City rating

This rating is a weighted average of commute time, crime rate, population, median salary, and more.



### Overall value

This score adds annual household income and cost of living to the city rating.



### Density (Population per mile<sup>2</sup>)

Compared to New York, Norwich has a very low population density. Norwich is perfect for those who like a quiet city.

**3,456**

NORWICH

**27,441**

NEW YORK

## RESIDENCE

### Air quality



### Weather



### Condition

**46°F** average temperature



**339 years**

Median home age

**\$103,650**

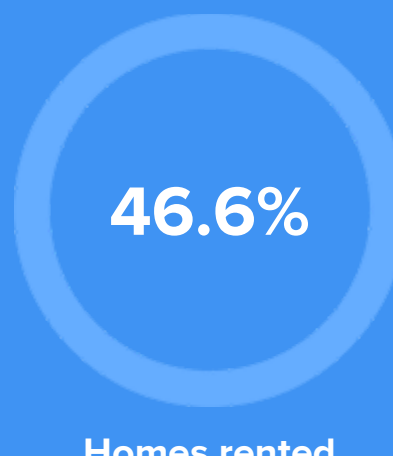
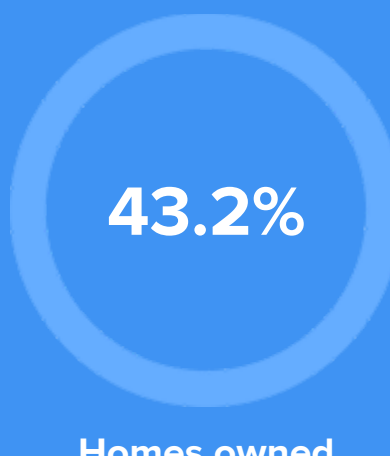
Median home price

**2.96%**

Home appreciation rate

**25.12%**


Annual property tax



## COMMUNITY

### Religious diversity

- 70.4%** Other
- 16%** Catholic
- 6.7%** Methodist
- 3.7%** Baptist
- 3.3%** Other Christian




**Crime rate**  
(per 100,000)




**2**

**Average age**



**40**

**Political majority**



**Republican**

## LOCALE

### Unemployment



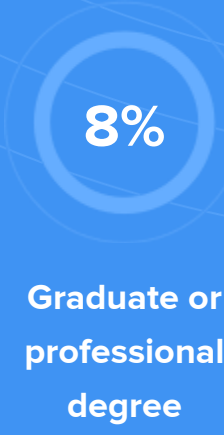
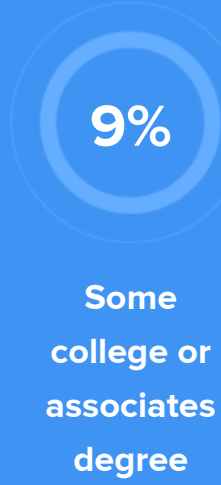

### Education

Student teacher ratio **1:12**



### Occupation

- 14.9%** Management, business, Art & Sciences
- 24%** Sales & Office Occupations
- 17.2%** Service Occupation
- 11.3%** Production, transportation & Material Moving
- 8.9%** Natural Resources, Construction & Maintenance



## TRANSIT

### Average commute time Daily breakdown: by transport type

