



OAKWOOD, OH

[Click to view full report.](#)

CITY INFO

Population: 8,372

Male
47%

Female
53%

Married
67%

Single
33%

City rating

This rating is a weighted average of commute time, crime rate, population, median salary, and more.



Overall value

This score adds annual household income and cost of living to the city rating.



Density (Population per mile²)

Compared to New York, Oakwood has a very low population density. Oakwood is perfect for those who like a quiet city.

3,825
OAKWOOD

27,441
NEW YORK

RESIDENCE

Air quality



Weather



Condition

54°F average temperature



67 years

Median home age

\$126,620

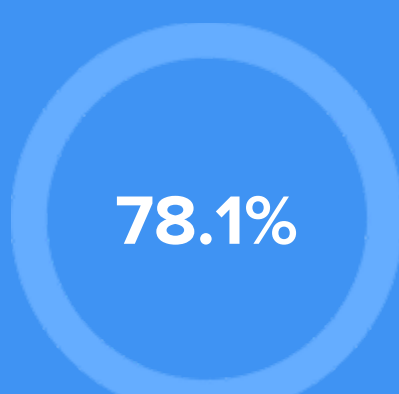
Median home price

-3.84%

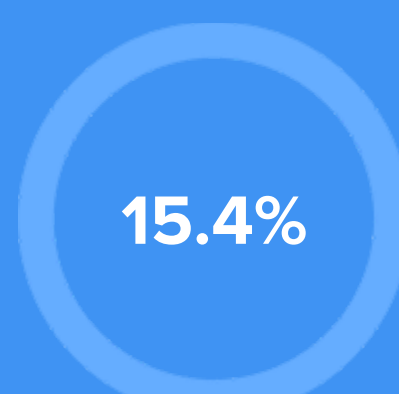
Home appreciation rate

14.48%

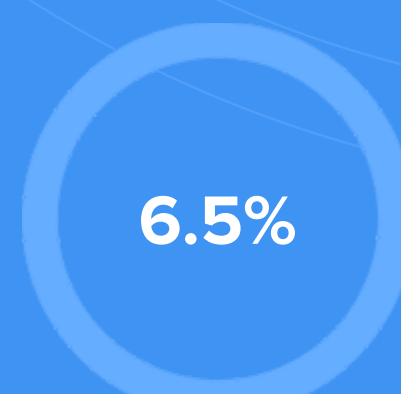
Annual property tax



Homes owned



Homes rented



Homes vacant

COMMUNITY

Religious diversity


66.4% Other

15.4% Catholic

7.5% Other Christian

7.2% Baptist

3.5% Methodist




Crime rate
(per 100,000)




4

Average age



40

Political majority



Democrat

LOCALE

Unemployment



Education

Student teacher ratio **1:17**



Occupation

26.9% Management, business, Art & Sciences

19.9% Sales & Office Occupations

6.4% Service Occupation

5.6% Production, transportation & Material Moving

2.9% Natural Resources, Construction & Maintenance

95%

High school diploma

7%

Some college or associates degree

32%

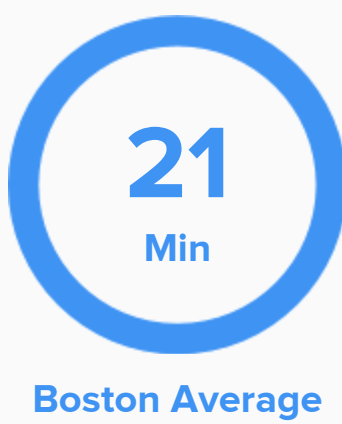
Bachelors degree

31%

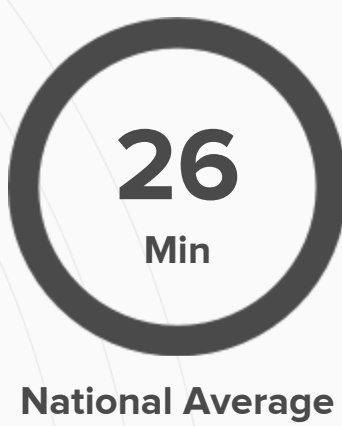
Graduate or professional degree

TRANSIT

Average commute time Daily breakdown: by transport type



Boston Average



National Average

