



OCEANPORT, NJ

[Click to view full report.](#)

CITY INFO

Population: 5,700

Male
50%


Female
50%

Married
62%

Single
38%

City rating

This rating is a weighted average of commute time, crime rate, population, median salary, and more.



Overall value

This score adds annual household income and cost of living to the city rating.



Density (Population per mile²)

Compared to New York, Oceanport has a very low population density. Oceanport is perfect for those who like a quiet city.

1,769
OCEANPORT

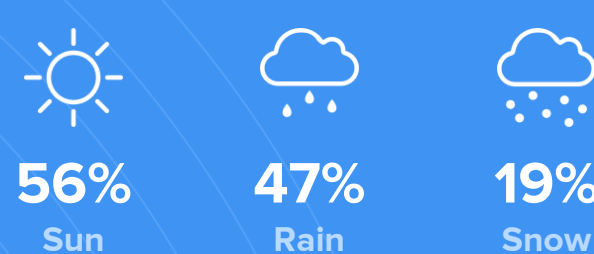
27,441
NEW YORK

RESIDENCE

Air quality



Weather



Condition

53°F average temperature



40 years

Median home age

\$398,380

Median home price

-10.48%

Median home age

21.74%

Annual property tax

84.7%

Homes owned

11.3%

Homes rented

4%

Homes vacant

COMMUNITY

Religious diversity


46.1% Catholic

41.1% Other

9.2% Jewish

1.9% Islam

1.8% Other Christian




Crime rate
(per 100,000)




1

Average age



43

Political majority



Republican

LOCALE

Unemployment

9%

Occupation

19.1% Management, business, Art & Sciences

32.4% Sales & Office Occupations

7.9% Service Occupation

7% Production, transportation & Material Moving

8% Natural Resources, Construction & Maintenance

Education

Student teacher ratio **1:14**



91%

High school diploma

8%

Some college or associates degree

25%

Bachelors degree

11%

Graduate or professional degree

TRANSIT

Average commute time Daily breakdown: by transport type

29
Min

Boston Average

26
Min

National Average

6%



Public Transportation

82%



Car

4%



Carpool

4%



Work at Home