



ODESSA, TX

[Click to view full report.](#)

CITY INFO

Population: 98,415

Male 49%

Female 51%

Married 59%

Single 41%

City rating

This rating is a weighted average of commute time, crime rate, population, median salary, and more.



Overall value

This score adds annual household income and cost of living to the city rating.



Density (Population per mile²)

Compared to New York, Odessa has a very low population density. Odessa is perfect for those who like a quiet city.

2,675
ODESSA

27,441
NEW YORK

RESIDENCE

Air quality



Weather



Condition

63°F average temperature



39 years

Median home age

\$127,910

Median home price

0.78%

Home appreciation rate

15.09%

Annual property tax

57.8%

Homes owned

32.8%

Homes rented

9.4%

Homes vacant

COMMUNITY

Religious diversity


52.1% Other

22.1% Baptist

13.7% Catholic

9.9% Other Christian

2.2% Methodist




Crime rate
(per 100,000)




6

Average age



32

Political majority



Republican

LOCALE

Unemployment

9%

Occupation

10.1% Management, business, Art & Sciences

30% Sales & Office Occupations

16.5% Service Occupation

14.6% Production, transportation & Material Moving

12.5% Natural Resources, Construction & Maintenance

Education

Student teacher ratio **1:16**



71%

High school diploma

6%

Some college or associates degree

11%

Bachelors degree

4%

Graduate or professional degree

TRANSIT

Average commute time Daily breakdown: by transport type

18
Min

Boston Average

26
Min

National Average

0%



Public Transportation

82%



Car

13%



Carpool

2%



Work at Home