



ONTARIO, OR

[Click to view full report.](#)

CITY INFO

Population: 11,093

Male
47%

Female
53%

Married
60%

Single
40%

City rating

This rating is a weighted average of commute time, crime rate, population, median salary, and more.



Overall value

This score adds annual household income and cost of living to the city rating.



Density (Population per mile²)

Compared to New York, Ontario has a very low population density. Ontario is perfect for those who like a quiet city.

2,483

ONTARIO

27,441

NEW YORK

RESIDENCE

Air quality



Weather



Condition

57°F average temperature



34 years

Median home age

\$105,140

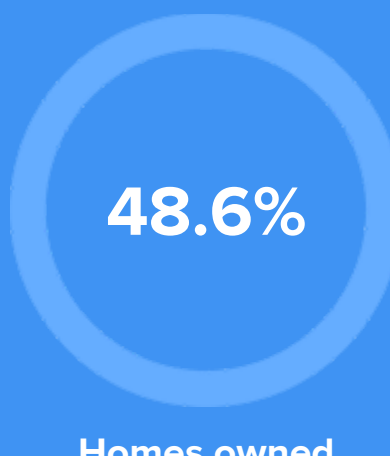
Median home price

-8.19%

Home appreciation rate

10.74%

Annual property tax



Homes owned



Homes rented




Homes vacant

COMMUNITY

Religious diversity

- 61.7% Other
- 19.5% Catholic
- 10.8% Mormon
- 5.7% Other Christian
- 2.3% Pentecostal




Crime rate
(per 100,000)




8

Average age



34

Political majority



Republican

LOCALE

Unemployment



Occupation

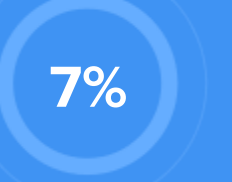
- 6.7% Management, business, Art & Sciences
- 24.8% Sales & Office Occupations
- 21% Service Occupation
- 18.6% Production, transportation & Material Moving
- 8.8% Natural Resources, Construction & Maintenance

Education

Student teacher ratio **1:13**



High school diploma



Some college or associates degree



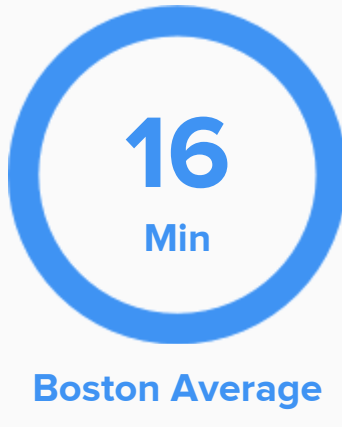
Bachelors degree



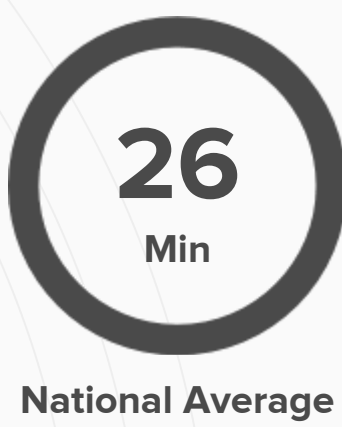
Graduate or professional degree

TRANSIT

Average commute time Daily breakdown: by transport type



Boston Average



National Average

