



# OTTAWA, KS

[Click to view full report.](#)

## CITY INFO

Population: **12,835**

**Male**  
49%

**Female**  
51%

**Married**  
57%

**Single**  
43%

### City rating

This rating is a weighted average of commute time, crime rate, population, median salary, and more.



### Overall value

This score adds annual household income and cost of living to the city rating.



### Density (Population per mile<sup>2</sup>)

Compared to New York, Ottawa has a very low population density. Ottawa is perfect for those who like a quiet city.

**1,918**

OTTAWA

**27,441**

NEW YORK

## RESIDENCE

### Air quality



### Weather



### Condition

**56°F** average temperature



**47 years**

Median home age

**\$90,090**

Median home price

**-1.39%**

Median home age

**12.8%**

Annual property tax

**56.6%**

Homes owned

**34.6%**

Homes rented


**8.7%**

Homes vacant

## COMMUNITY

### Religious diversity

- 71.6%** Other
- 8.8%** Baptist
- 8.2%** Methodist
- 6.5%** Catholic
- 5%** Other Christian




**Crime rate**  
(per 100,000)




**6**

**Average age**



**34**

**Political majority**



**Republican**

## LOCALE

### Unemployment


**7%**

### Occupation

- 8.9%** Management, business, Art & Sciences
- 26%** Sales & Office Occupations
- 16%** Service Occupation
- 19.2%** Production, transportation & Material Moving
- 12%** Natural Resources, Construction & Maintenance

### Education

Student teacher ratio **1:12**



**84%**

High school diploma

**6%**

Some college or associates degree

**14%**

Bachelors degree

**6%**

Graduate or professional degree

## TRANSIT

### Average commute time Daily breakdown: by transport type

**23**

Min

Boston Average

**26**

Min

National Average

**1%**



Public Transportation

**75%**



Car

**18%**



Carpool

**2%**



Work at Home