



# PARK, KS

[Click to view full report.](#)

## CITY INFO

Population: **125**

**Male**  
49%

**Female**  
51%

**Married**  
57%

**Single**  
43%

**City rating**

This rating is a weighted average of commute time, crime rate, population, median salary, and more.

**10/10**

**Overall value**

This score adds annual household income and cost of living to the city rating.

**8/10**

**Density** (Population per mile<sup>2</sup>)

Compared to New York, Park has a very low population density. Park is perfect for those who like a quiet city.

**394**

PARK

**27,441**

NEW YORK

## RESIDENCE

**Air quality**



**Weather**



**Condition**

53°F average temperature



**52 years**

Median home age

**\$23,660**

Median home price

**1.49%**

Median home age

**11.52%**

Annual property tax

**60%**

Homes owned

**15.3%**

Homes rented

**24.7%**

Homes vacant

## COMMUNITY


**Religious diversity**

**36.8%** Catholic

**14.4%** Methodist

**10.9%** Other Christian

**0%** Protestant




**Crime rate**  
(per 100,000)




**2**

**Average age**



**51**

**Political majority**



**Republican**

## LOCALE

**Unemployment**

**3%**

**Occupation**

9.4% Management, business, Art & Sciences

23.4% Sales & Office Occupations


17.2% Service Occupation

14.1% Production, transportation & Material Moving

4.7% Natural Resources, Construction & Maintenance

**Education**

Student teacher ratio **1:7**



**72%**

High school diploma

**3%**

Some college or associates degree

**6%**

Bachelors degree

**4%**

Graduate or professional degree

## TRANSIT

**Average commute time Daily breakdown: by transport type**

**23**

Min

Boston Average

**26**

Min

National Average

**0%**



Public Transportation

**79%**



Car

**11%**



Carpool

**6%**



Work at Home