



PENN YAN, NY

[Click to view full report.](#)

CITY INFO

Population: 5,111

Male
47%

Female
53%

Married
50%

Single
50%

City rating

This rating is a weighted average of commute time, crime rate, population, median salary, and more.



Overall value

This score adds annual household income and cost of living to the city rating.



Density (Population per mile²)

Compared to New York, Penn Yan has a very low population density. Penn Yan is perfect for those who like a quiet city.

2,253
PENN YAN

27,441
NEW YORK

RESIDENCE

Air quality



Weather



Condition

50°F average temperature



237 years
Median home age

\$126,820
Median home price

-2.34%
Home appreciation rate

23.03%
Annual property tax

52.2%

Homes owned

40.7%

Homes rented

7.2%

Homes vacant

COMMUNITY

Religious diversity


57.1% Other

22.5% Catholic

7.9% Methodist

6.6% Other Christian

5.9% Baptist




Crime rate
(per 100,000)




1

Average age



42

Political majority



Republican

LOCALE

Unemployment

6%

Occupation

7.1% Management, business, Art & Sciences

26.6% Sales & Office Occupations

25.5% Service Occupation

19% Production, transportation & Material Moving

5.6% Natural Resources, Construction & Maintenance

Education

Student teacher ratio **1:11**



76%

High school diploma

6%

Some college or associates degree

7%

Bachelors degree

8%

Graduate or professional degree

TRANSIT

Average commute time Daily breakdown: by transport type

21
Min

Boston Average

26
Min

National Average

1% Public Transportation

67% Car

17% Carpool

4% Work at Home