



# PORT ARTHUR, TX

[Click to view full report.](#)

## CITY INFO

Population: **54,601**

**Male**  
48%

**Female**  
52%

**Married**  
52%

**Single**  
49%

### City rating

This rating is a weighted average of commute time, crime rate, population, median salary, and more.



### Overall value

This score adds annual household income and cost of living to the city rating.



### Density (Population per mile<sup>2</sup>)

Compared to New York, Port Arthur has a very low population density. Port Arthur is perfect for those who like a quiet city.

**659**  
PORT ARTHUR

**27,441**  
NEW YORK

## RESIDENCE

### Air quality



### Weather



### Condition

**68°F** average temperature



**47 years**  
Median home age

**\$72,570**  
Median home price

**-4.98%**  
Home appreciation rate


**15.12%**  
Annual property tax



## COMMUNITY

### Religious diversity

- 42.4%** Other
- 27.4%** Catholic
- 21.2%** Baptist
- 4.9%** Other Christian
- 4.1%** Methodist




**Crime rate**  
(per 100,000)




**7**

**Average age**



**35**

**Political majority**



**Democrat**

## LOCALE

### Unemployment



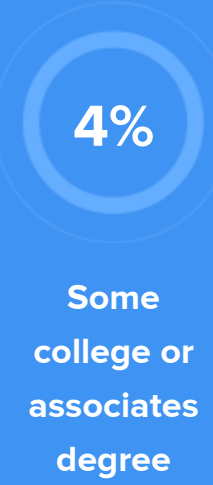
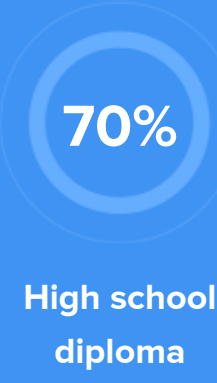
### Education

Student teacher ratio **1:17**



### Occupation

- 6.3%** Management, business, Art & Sciences
- 23.8%** Sales & Office Occupations
- 23%** Service Occupation
- 18.7%** Production, transportation & Material Moving
- 12.2%** Natural Resources, Construction & Maintenance



## TRANSIT

### Average commute time Daily breakdown: by transport type

