



# PORT JERVIS, NY

[Click to view full report.](#)

## CITY INFO

**Population:** 9,142

**Male**  
48%

**Female**  
52%

**Married**  
49%

**Single**  
51%

### City rating

This rating is a weighted average of commute time, crime rate, population, median salary, and more.



### Overall value

This score adds annual household income and cost of living to the city rating.



### Density (Population per mile<sup>2</sup>)

Compared to New York, Port Jervis has a very low population density. Port Jervis is perfect for those who like a quiet city.

**3,605**  
PORT JERVIS

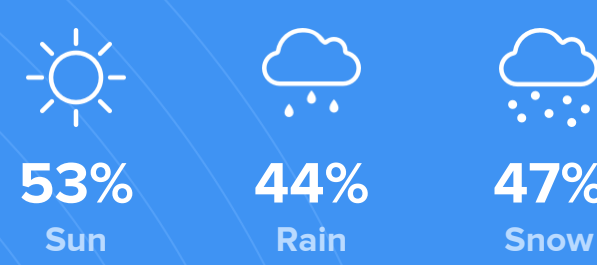
**27,441**  
NEW YORK

## RESIDENCE

### Air quality



### Weather



### Condition

**51°F** average temperature

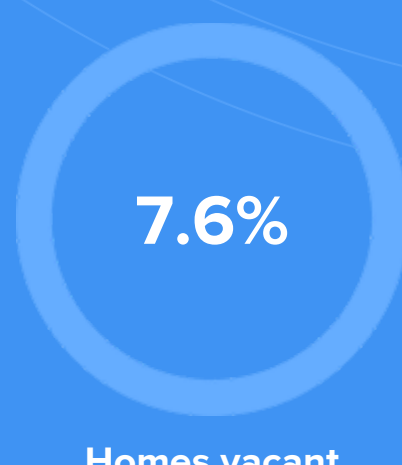
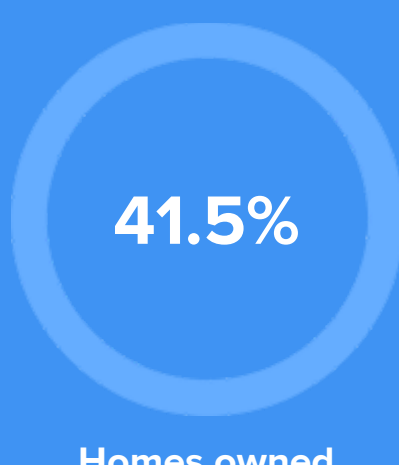


**244 years**  
Median home age

**\$143,250**  
Median home price

**-3.82%**  
Home appreciation rate

**24.06%**  
Annual property tax



## COMMUNITY

### Religious diversity


**46.2%** Catholic

**45%** Other

**3.9%** Jewish

**2.8%** Other Christian

**2%** Methodist




**Crime rate**  
(per 100,000)




**5**

**Average age**



**35**

**Political majority**



**Democrat**

## LOCALE

### Unemployment

**8%**

### Occupation

**7.2%** Management, business, Art & Sciences

**26.1%** Sales & Office Occupations

**20.8%** Service Occupation

**22.1%** Production, transportation & Material Moving

**12.1%** Natural Resources, Construction & Maintenance

### Education

Student teacher ratio **1:15**



**73%**

High school diploma

**6%**

Some college or associates degree

**5%**

Bachelors degree

**4%**

Graduate or professional degree

## TRANSIT

### Average commute time Daily breakdown: by transport type

**24**  
Min

Boston Average

**26**  
Min

National Average

**3%**



Public Transportation

**70%**



Car

**15%**



Carpool

**1%**



Work at Home