



# PROVINCETOWN, MA

[Click to view full report.](#)

## CITY INFO

**Population:** 3,149

**Male**  
54%

**Female**  
46%

**Married**  
26%

**Single**  
74%

### City rating

This rating is a weighted average of commute time, crime rate, population, median salary, and more.



### Overall value

This score adds annual household income and cost of living to the city rating.



### Density (Population per mile<sup>2</sup>)

Compared to New York, Provincetown has a very low population density. Provincetown is perfect for those who like a quiet city.

**1,736**  
PROVINCETOWN

**27,441**  
NEW YORK

## RESIDENCE

### Air quality



### Weather



### Condition

51°F average temperature



**155 years**

Median home age

**\$379,660**

Median home price

**-2.48%**

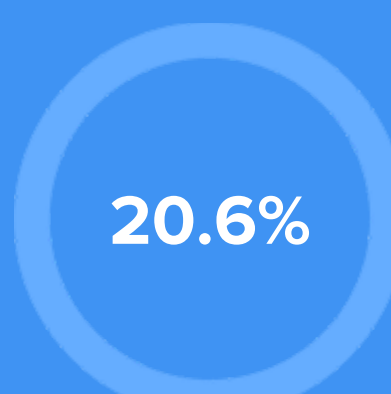
Median home age

**9.92%**

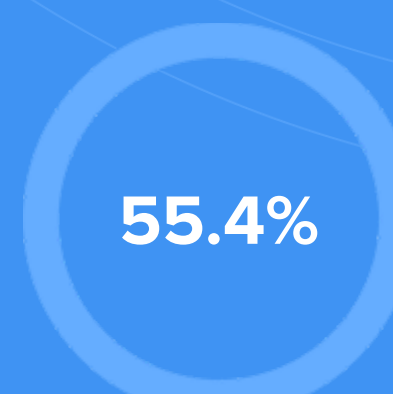
Annual property tax



Homes owned



Homes rented




Homes vacant

## COMMUNITY

### Religious diversity

- 63.7% Other
- 26.7% Catholic
- 6.1% Other Christian
- 2.1% Episcopalian
- 1.4% Methodist



**Crime rate**  
(per 100,000)




**4**

**Average age**



**49**

**Political majority**



**Democrat**

## LOCALE

### Unemployment

**13%**

### Occupation

- 11.1% Management, business, Art & Sciences
- 29.8% Sales & Office Occupations
- 21.3% Service Occupation
- 6.1% Production, transportation & Material Moving
- 11.4% Natural Resources, Construction & Maintenance

### Education

Student teacher ratio **1:5**



**85%**

High school diploma

**9%**

Some college or associates degree

**23%**

Bachelors degree

**16%**

Graduate or professional degree

## TRANSIT

### Average commute time Daily breakdown: by transport type

**15**  
Min

Boston Average

**26**  
Min

National Average

**0%** Public Transportation

**50%** Car

**7%** Carpool

**16%** Work at Home