



RANDOLPH, MA

[Click to view full report.](#)

CITY INFO

Population: **29,983**

Male
48%

Female
52%

Married
56%

Single
44%

City rating

This rating is a weighted average of commute time, crime rate, population, median salary, and more.



Overall value

This score adds annual household income and cost of living to the city rating.



Density (Population per mile²)

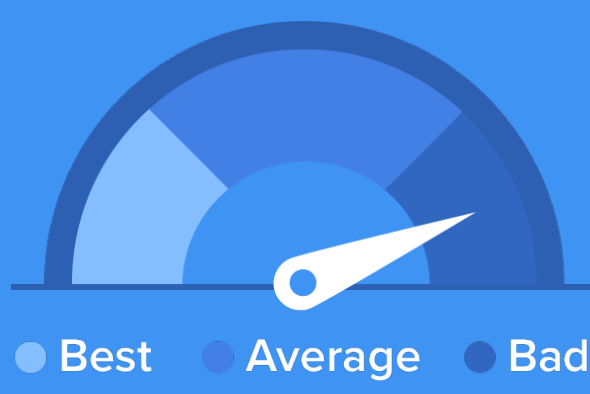
Compared to New York, Randolph has a very low population density. Randolph is perfect for those who like a quiet city.

2,978
RANDOLPH

27,441
NEW YORK

RESIDENCE

Air quality



Weather



Condition

50°F average temperature

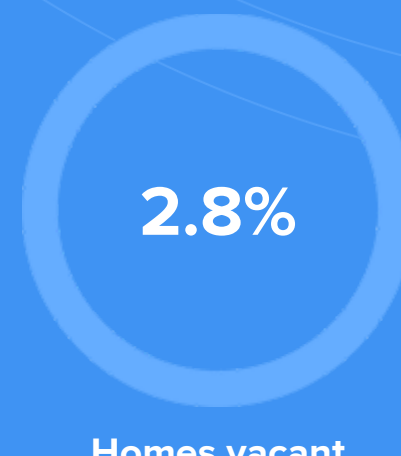


43 years
Median home age

\$207,310
Median home price

-13.25%
Median home age


11.91%
Annual property tax



COMMUNITY

Religious diversity

- 54%** Catholic
- 34.4%** Other
- 5.2%** Other Christian
- 5.1%** Jewish
- 1.3%** Episcopalian




Crime rate
(per 100,000)




6

Average age



41

Political majority



Democrat

LOCALE

Unemployment

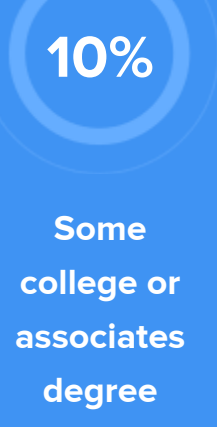



Occupation

- 15.7%** Management, business, Art & Sciences
- 29.8%** Sales & Office Occupations
- 13.4%** Service Occupation
- 11.7%** Production, transportation & Material Moving
- 7.6%** Natural Resources, Construction & Maintenance

Education

Student teacher ratio **1:14**



TRANSIT

Average commute time Daily breakdown: by transport type

