



# RIVER EDGE, NJ

[Click to view full report.](#)

## CITY INFO

**Population:** 10,661

**Male**  
48%


**Female**  
52%

**Married**  
66%

**Single**  
34%

### City rating

This rating is a weighted average of commute time, crime rate, population, median salary, and more.



### Overall value

This score adds annual household income and cost of living to the city rating.



### Density (Population per mile<sup>2</sup>)

Compared to New York, River Edge has a low population density. River Edge is perfect for those who want to be in the city without constantly rubbing shoulders.

**5,653**  
RIVER EDGE

**27,441**  
NEW YORK

## RESIDENCE

### Air quality



### Weather



### Condition

**55°F** average temperature

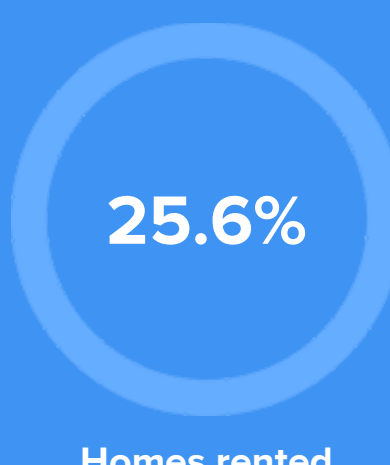


**59 years**  
Median home age

**\$415,600**  
Median home price

**-6.6%**  
Median home age

**21.97%**  
Annual property tax



## COMMUNITY

### Religious diversity


**52.6%** Catholic

**33%** Other

**8.1%** Jewish

**5.1%** Other Christian

**1.2%** Lutheran




**Crime rate**  
(per 100,000)




**1**

**Average age**



**42**

**Political majority**



**Democrat**

## LOCALE

### Unemployment



### Education

Student teacher ratio **1:15**



### Occupation

**21.9%** Management, business, Art & Sciences

**29.8%** Sales & Office Occupations

**8.8%** Service Occupation

**5.3%** Production, transportation & Material Moving

**5.1%** Natural Resources, Construction & Maintenance

**94%**

High school diploma

**6%**

Some college or associates degree

**29%**

Bachelors degree

**16%**

Graduate or professional degree

## TRANSIT

### Average commute time Daily breakdown: by transport type

