



ROMA, TX

[Click to view full report.](#)

CITY INFO

Population: 11,361

Male
47%

Female
53%

Married
61%

Single
39%

City rating

This rating is a weighted average of commute time, crime rate, population, median salary, and more.



Overall value

This score adds annual household income and cost of living to the city rating.



Density (Population per mile²)

Compared to New York, Roma has a low population density. Roma is perfect for those who want to be in the city without constantly rubbing shoulders.

4,124
ROMA

27,441
NEW YORK

RESIDENCE

Air quality



Weather



Condition

72°F average temperature



21 years

Median home age

\$56,920

Median home price

0.56%

Home appreciation rate

9.39%

Annual property tax

64.5%

Homes owned

26.2%

Homes rented

9.4%

Homes vacant

COMMUNITY

Religious diversity


72.7% Catholic

24.8% Other

1.4% Baptist

0.7% Pentecostal

0.5% Methodist




Crime rate
(per 100,000)




4

Average age



29

Political majority



Democrat

LOCALE

Unemployment

18%

Occupation

7.9% Management, business, Art & Sciences

20% Sales & Office Occupations

25.8% Service Occupation

11% Production, transportation & Material Moving

11.8% Natural Resources, Construction & Maintenance

Education

Student teacher ratio **1:15**



32%

High school diploma

2%

Some college or associates degree

5%

Bachelors degree

4%

Graduate or professional degree

TRANSIT

Average commute time Daily breakdown: by transport type

22
Min

Boston Average

26
Min

National Average

1% Public Transportation

63% Car

20% Carpool

4% Work at Home