



ROSEMOUNT, MN

[Click to view full report.](#)

CITY INFO

Population: 22,296

Male 50%

Female 50%

Married 68%

Single 32%

City rating

This rating is a weighted average of commute time, crime rate, population, median salary, and more.

10/10

Overall value

This score adds annual household income and cost of living to the city rating.

9/10

Density (Population per mile²)

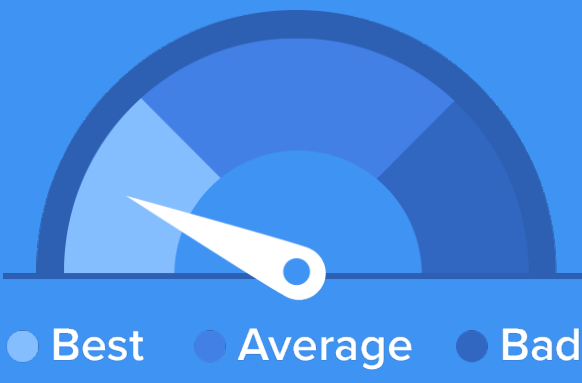
Compared to New York, Rosemount has a very low population density. Rosemount is perfect for those who like a quiet city.

662
ROSEMOUNT

27,441
NEW YORK

RESIDENCE

Air quality



Weather



Condition

43°F average temperature



12 years

Median home age

\$192,560

Median home price

-7.42%

Median home age

11.2%

Annual property tax

84.2%

Homes owned

11.3%

Homes rented

4.5%

Homes vacant

COMMUNITY

Religious diversity


53.1% Other

27.6% Catholic

14.2% Lutheran

3.5% Other Christian

1.7% Baptist




Crime rate
(per 100,000)



1

Average age



34

Political majority



Democrat

LOCALE

Unemployment



Education

Student teacher ratio 1:17



Occupation

15.3% Management, business, Art & Sciences

29.5% Sales & Office Occupations

11.7% Service Occupation

12.8% Production, transportation & Material Moving

8.5% Natural Resources, Construction & Maintenance

94%

High school diploma

11%

Some college or associates degree

23%


Bachelors degree

6%

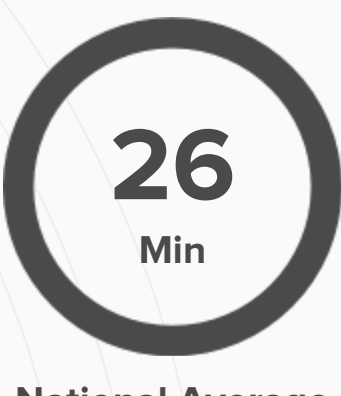
Graduate or professional degree

TRANSIT

Average commute time Daily breakdown: by transport type



Boston Average



National Average

2%



Public Transportation

87%



Car

6%



Carpool

2%



Work at Home