



ST. HELENS, OR

[Click to view full report.](#)

CITY INFO

Population: **12,502**

Male
50%

Female
50%

Married
60%

Single
40%

City rating

This rating is a weighted average of commute time, crime rate, population, median salary, and more.



Overall value

This score adds annual household income and cost of living to the city rating.



Density (Population per mile²)

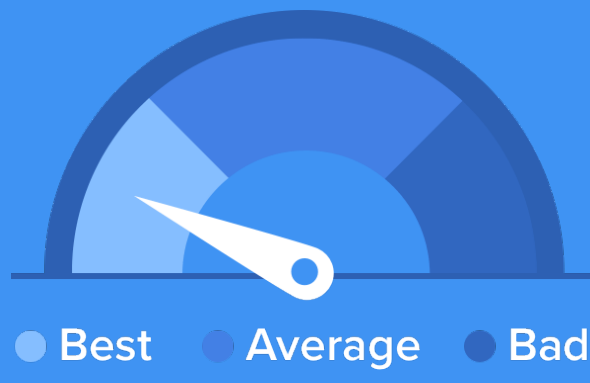
Compared to New York, St. Helens has a very low population density. St. Helens is perfect for those who like a quiet city.

2,877
ST. HELENS

27,441
NEW YORK

RESIDENCE

Air quality



Weather



Condition

58°F average temperature



29 years
Median home age

\$172,360
Median home price

-5.25%
Home appreciation rate

9.76%
Annual property tax

57.8%

Homes owned

34.6%

Homes rented


7.6%

Homes vacant

COMMUNITY

Religious diversity

- 83.6%** Other
- 4.5%** Other Christian
- 4.4%** Mormon
- 4.3%** Catholic
- 3.3%** Pentecostal




Crime rate
(per 100,000)




2

Average age



34

Political majority



Democrat

LOCALE

Unemployment

13%

Occupation

- 10.3%** Management, business, Art & Sciences
- 24.2%** Sales & Office Occupations
- 13.8%** Service Occupation
- 24.1%** Production, transportation & Material Moving
- 13.9%** Natural Resources, Construction & Maintenance

Education

Student teacher ratio **1:20**



83%

High school diploma

6%

Some college or associates degree

9%

Bachelors degree

4%

Graduate or professional degree

TRANSIT

Average commute time Daily breakdown: by transport type

29
Min

Boston Average

26
Min

National Average

0%



Public Transportation

75%



Car

16%



Carpool

4%



Work at Home