



# ST. JOHNS, MI

[Click to view full report.](#)

## CITY INFO

**Population:** 6,960

**Male**  
49%


**Female**  
51%

**Married**  
60%

**Single**  
40%

### City rating

This rating is a weighted average of commute time, crime rate, population, median salary, and more.



### Overall value

This score adds annual household income and cost of living to the city rating.



### Density (Population per mile<sup>2</sup>)

Compared to New York, St. Johns has a very low population density. St. Johns is perfect for those who like a quiet city.

**1,775**  
ST. JOHNS

**27,441**  
NEW YORK

## RESIDENCE

### Air quality



### Weather



### Condition

49°F average temperature



**47 years**  
Median home age

**\$115,930**  
Median home price

**-6.39%**  
Median home age

**11.87%**  
Annual property tax



## COMMUNITY

### Religious diversity

- 65.1% Other
- 23.9% Catholic
- 5.4% Other Christian
- 3.5% Methodist
- 2.1% Lutheran




**Crime rate**  
(per 100,000)




2

**Average age**



36

**Political majority**



Republican

## LOCALE

### Unemployment






### Education

Student teacher ratio **1:19**



### Occupation

- 11% Management, business, Art & Sciences
- 30.7% Sales & Office Occupations
- 15.5% Service Occupation
- 19.8% Production, transportation & Material Moving
- 8% Natural Resources, Construction & Maintenance



## TRANSIT

### Average commute time Daily breakdown: by transport type

