



# SALEM, OH

[Click to view full report.](#)

## CITY INFO

Population: **11,523**

**Male**  
47%

**Female**  
53%

**Married**  
56%

**Single**  
44%

### City rating

This rating is a weighted average of commute time, crime rate, population, median salary, and more.



### Overall value

This score adds annual household income and cost of living to the city rating.



### Density (Population per mile<sup>2</sup>)

Compared to New York, Salem has a very low population density. Salem is perfect for those who like a quiet city.

**2,105**  
SALEM

**27,441**  
NEW YORK

## RESIDENCE

### Air quality



### Weather



### Condition

**50°F** average temperature



**55 years**

Median home age

**\$80,490**

Median home price

**-12.36%**

Home appreciation rate

**10.45%**

Annual property tax

**59.1%**

Homes owned

**31.1%**

Homes rented

**9.8%**

Homes vacant

## COMMUNITY

### Religious diversity


**67.5%** Other

**12.2%** Other Christian

**11.5%** Catholic

**5.1%** Methodist

**3.8%** Presbyterian




**Crime rate**  
(per 100,000)




**1**

**Average age**



**42**

**Political majority**



**Republican**

## LOCALE

### Unemployment

**13%**

### Occupation

**7.6%** Management, business, Art & Sciences

**24.2%** Sales & Office Occupations

**15.6%** Service Occupation

**27.7%** Production, transportation & Material Moving

**8.9%** Natural Resources, Construction & Maintenance

### Education

Student teacher ratio **1:19**



**82%**

High school diploma

**6%**

Some college or associates degree

**11%**

Bachelors degree

**4%**

Graduate or professional degree

## TRANSIT

### Average commute time Daily breakdown: by transport type

**21**  
Min

Boston Average

**26**  
Min

National Average

**0%**



Public Transportation

**83%**



Car

**9%**



Carpool

**3%**



Work at Home