



# SANTA BARBARA, CA

[Click to view full report.](#)

## CITY INFO

Population: **90,463**

**Male**  
50%

**Female**  
50%

**Married**  
49%

**Single**  
51%

### City rating

This rating is a weighted average of commute time, crime rate, population, median salary, and more.



### Overall value

This score adds annual household income and cost of living to the city rating.



### Density (Population per mile<sup>2</sup>)

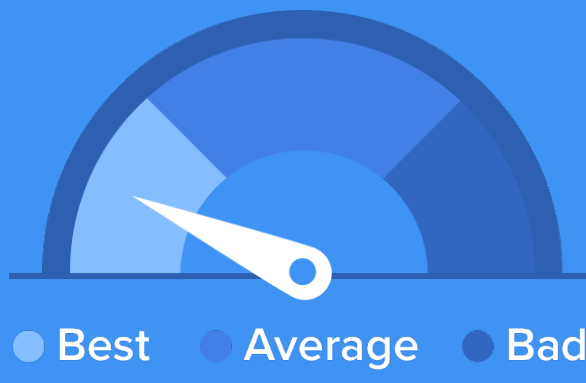
Compared to New York, Santa Barbara has a low population density. Santa Barbara is perfect for those who want to be in the city without constantly rubbing shoulders.

**4,767**  
SANTA BARBARA

**27,441**  
NEW YORK

## RESIDENCE

### Air quality



### Weather



### Condition

**59°F** average temperature

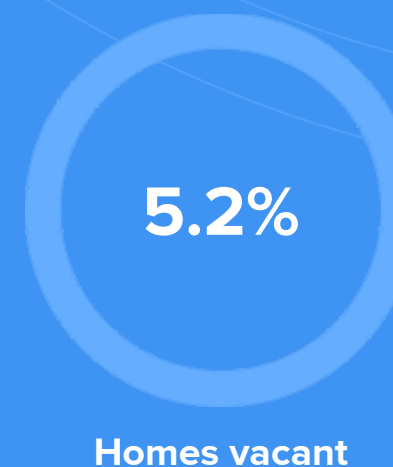
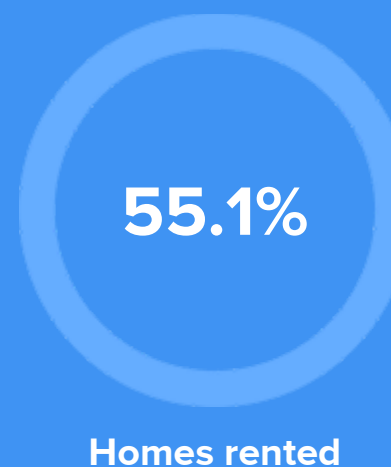


**46 years**  
Median home age

**\$717,060**  
Median home price

**-11.4%**  
Median home age


**5.62%**  
Annual property tax



## COMMUNITY

### Religious diversity

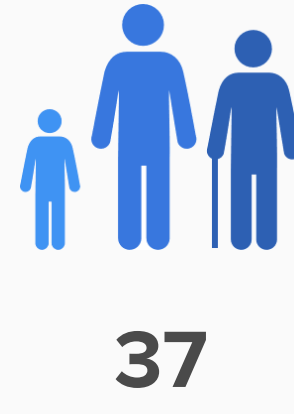
- 51.7%** Other
- 42.1%** Catholic
- 2.8%** Other Christian
- 1.9%** Pentecostal
- 1.6%** Baptist




**Crime rate**  
(per 100,000)



**Average age**



**Political majority**



**Democrat**

## LOCALE

### Unemployment

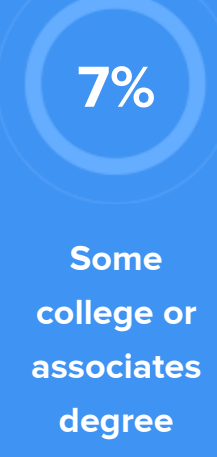



### Occupation

- 14.5%** Management, business, Art & Sciences
- 25.5%** Sales & Office Occupations
- 18.7%** Service Occupation
- 8%** Production, transportation & Material Moving
- 6.5%** Natural Resources, Construction & Maintenance

### Education

Student teacher ratio **1:17**



## TRANSIT

### Average commute time Daily breakdown: by transport type

