



SANTA MONICA, CA

[Click to view full report.](#)

CITY INFO

Population: 89,496

City rating

Overall value

Male 48%

Female 52%

Married 40%

Single 60%

This rating is a weighted average of commute time, crime rate, population, median salary, and more.

8/10

This score adds annual household income and cost of living to the city rating.

7/10

Density (Population per mile²)

Compared to New York, Santa Monica has a low population density. Santa Monica is perfect for those who want to be in the city without constantly rubbing shoulders.

10,834

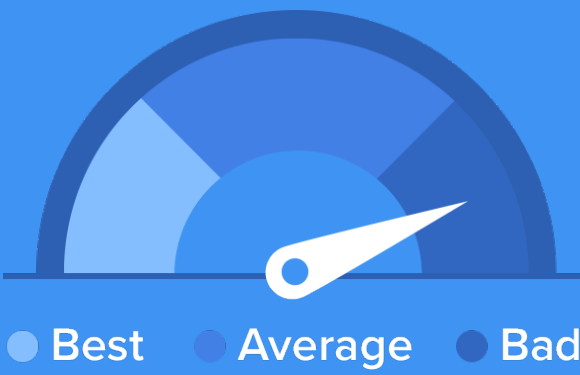
SANTA MONICA

27,441

NEW YORK

RESIDENCE

Air quality



Weather



Condition

60°F average temperature



45 years

Median home age

\$976,640

Median home price

-8.03%

Median home age

7.73%

Annual property tax

27.8%

Homes owned

65.9%

Homes rented

6.4%

Homes vacant

COMMUNITY

Religious diversity


48.9% Other

40.8% Catholic

4.8% Jewish

3.4% Other Christian

2.1% Baptist




Crime rate (per 100,000)




6

Average age



44

Political majority



Democrat

LOCALE

Unemployment

11%

Occupation

21.5% Management, business, Art & Sciences

23.2% Sales & Office Occupations

9.6% Service Occupation

3.7% Production, transportation & Material Moving

3.3% Natural Resources, Construction & Maintenance

Education

Student teacher ratio 1:20



91%

High school diploma

6%

Some college or associates degree

31%

Bachelors degree

23%

Graduate or professional degree

TRANSIT

Average commute time Daily breakdown: by transport type

27 Min

26 Min

4%



Public Transportation

75%



Car

6%



Carpool

8%



Work at Home