



SANTA PAULA, CA

[Click to view full report.](#)

CITY INFO

Population: **28,988**

Male **51%**

Female **49%**

Married **60%**

Single **40%**

City rating

This rating is a weighted average of commute time, crime rate, population, median salary, and more.



Overall value

This score adds annual household income and cost of living to the city rating.



Density (Population per mile²)

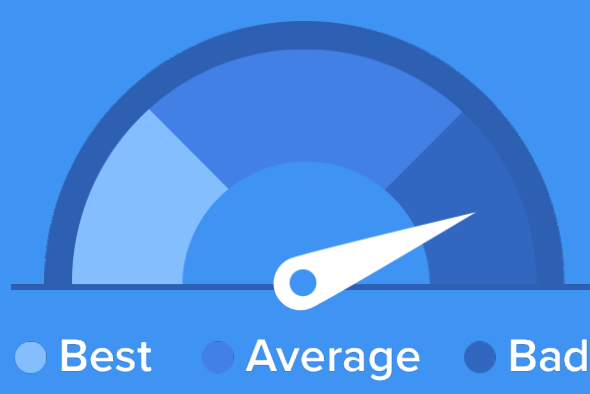
Compared to New York, Santa Paula has a low population density. Santa Paula is perfect for those who want to be in the city without constantly rubbing shoulders.

6,299
SANTA PAULA

27,441
NEW YORK

RESIDENCE

Air quality



Weather



Condition

61°F average temperature



41 years

Median home age

\$226,020

Median home price

-12.68%

Median home age

7.62%

Annual property tax

55.4%

Homes owned

41.5%

Homes rented

3.1%

Homes vacant

COMMUNITY

Religious diversity


62.8% Other

30.1% Catholic

3.2% Other Christian

2.2% Mormon

1.8% Pentecostal




Crime rate
(per 100,000)




5

Average age



32

Political majority



Democrat

LOCALE

Unemployment

18%

Occupation

7% Management, business, Art & Sciences

27.5% Sales & Office Occupations

14.5% Service Occupation

17.2% Production, transportation & Material Moving

11.2% Natural Resources, Construction & Maintenance

Education

Student teacher ratio **1:21**



58%

High school diploma

5%

Some college or associates degree

5%

Bachelors degree

3%

Graduate or professional degree

TRANSIT

Average commute time Daily breakdown: by transport type

27

Min

Boston Average

26

Min

National Average

1%



Public Transportation

64%



Car

29%



Carpool

2%



Work at Home